



My Summer Learning Packet





My Summer Reading Log



Keep track of the books that you read over the summer.

Bring it to your new teacher next school year!

Name: _____

Date:	Title:	Number of minutes read:	Parent notes and signature:

Name _____









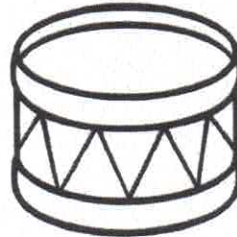

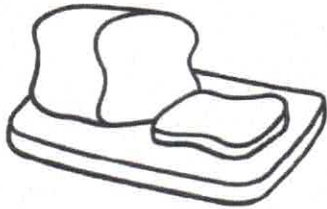
R and L Blends



Directions: Say the name of each picture.


Write the word on the line.

Circle the beginning blend for each word.




Name _____

Time for Vacation!




Directions: Write the hands on the clock to show the correct time.


3:30




10:30



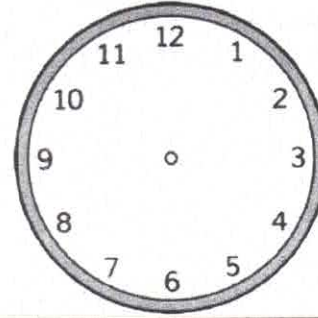
1:30




5:30




2:30




8:30




12:30




7:30




4:30




6:30



9:30




11:30




Name: _____

Roll, Add and Color

Directions: Roll 3 dice, add them up and color the picture.



Name _____









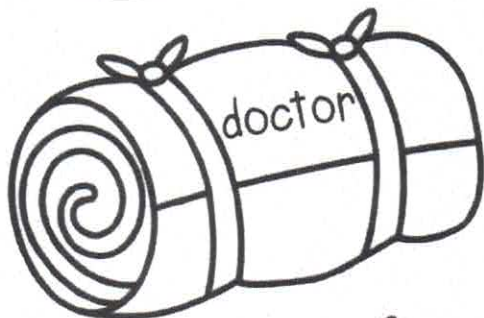



Camping for Nouns



Directions: Read the nouns on the sleeping bags.

Use the color code to color the sleeping bags.

person = red place = orange thing = green



Name _____

Summer Vowels



Directions: Read the words below. Color the long vowel words green. Color the short vowel words red.

stop	leap	mug	sun	sled	lake
smile	bone	pill	beach	ran	tile
stay	rule	stain	sail	rule	shine
cat	tie	bite	still	boat	chin


Directions: Write three sentences using the words from the list above.

1.

2.

3.

Name: _____





All About Summer

Word bank

summer hiking vacation picnic beach
play ocean sunny watermelon shorts
hot popsicle swimming ice cream barbeque

Directions: Use some of the words in the word bank to help you write about summer.



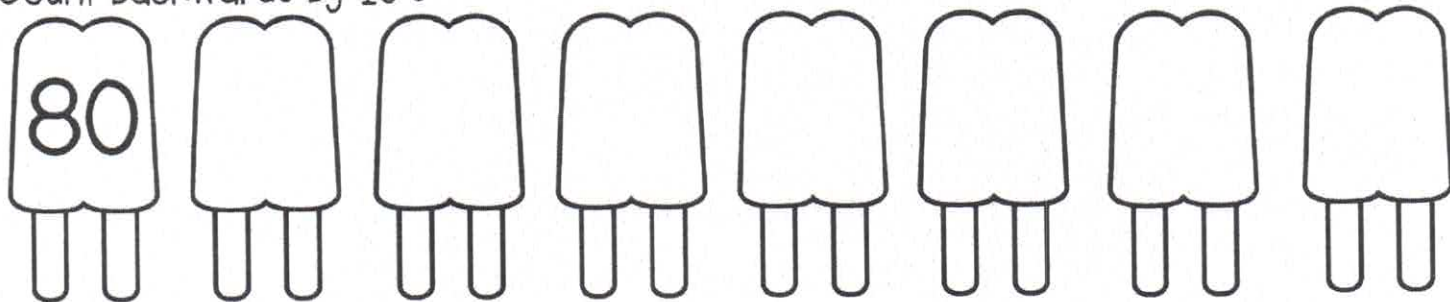
Handwriting practice lines consisting of a solid top line, a dashed middle line, and a solid bottom line. The lines are horizontal and span across the width of the page.

Name _____


Counting Backwards

Directions: Count backwards for each group of items.

Count backwards by 10's



Count backwards by 5's



Count backwards by 2's



Name _____

Crabby Numbers

Directions: Look at the numbers on each bucket. Write the number word that matches the number on the lines.

ten	twenty	thirty	forty	fifty
sixty	seventy	eighty	ninety	zero

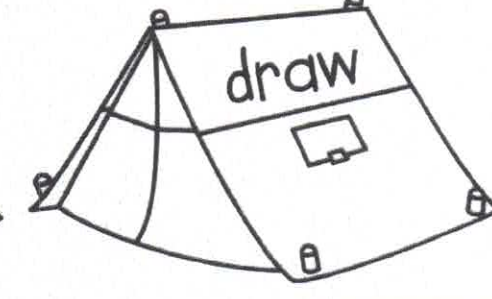
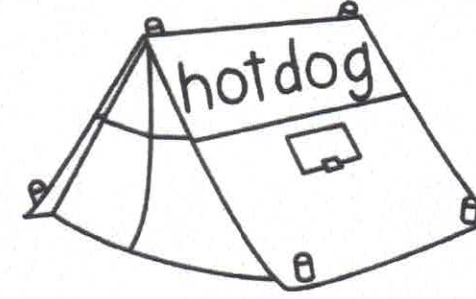
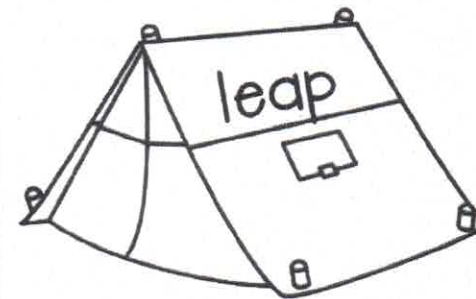
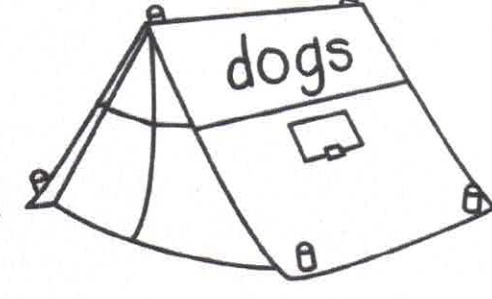
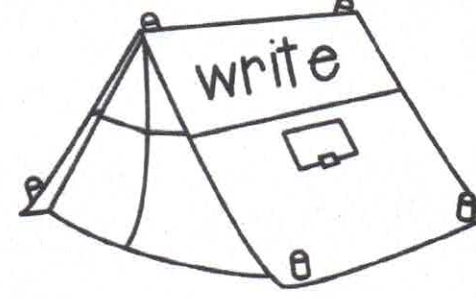
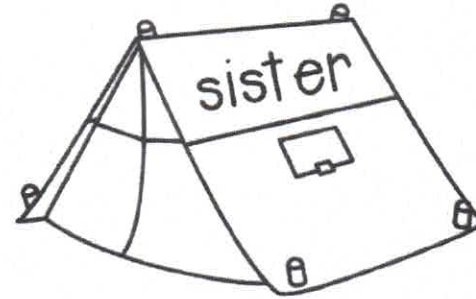
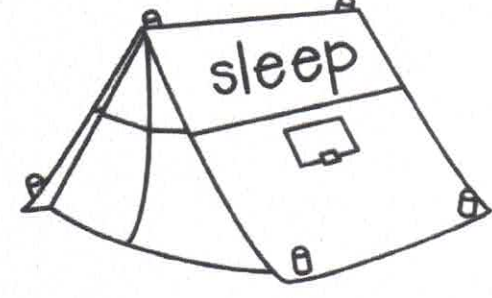
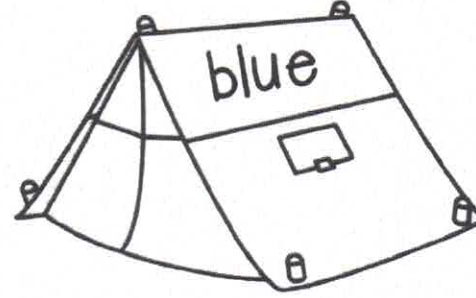
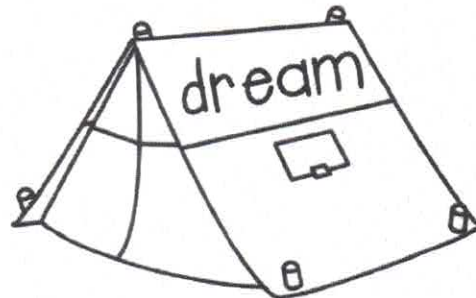
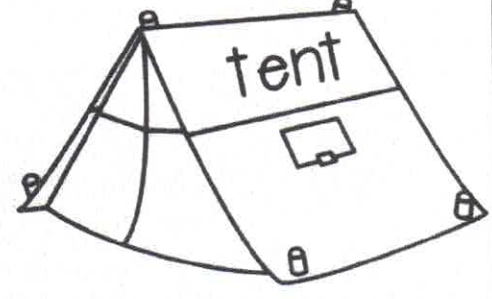
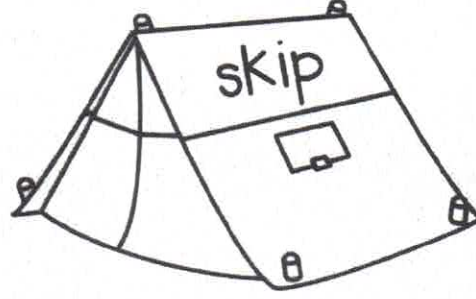
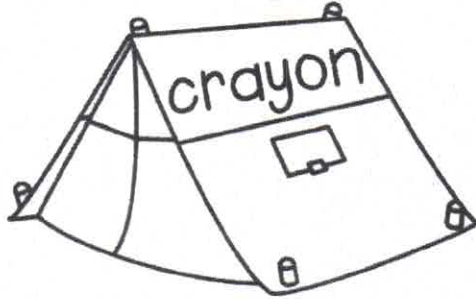
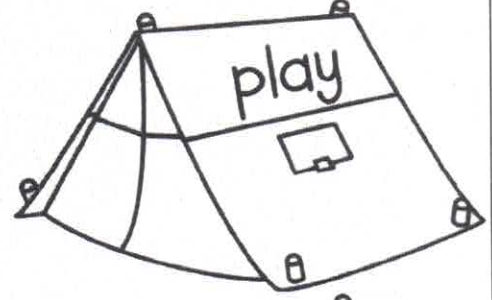



Name _____

Camping for Verbs



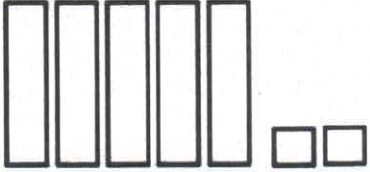
Directions: Read the words on the tents. If the word is a verb, color the tent green. Color all of the other tents yellow.



Name _____

Place Value Roll and Write

Directions: Roll two dice. Put the dice in any order and write the number in the first column. Then, write the number word in the second column and use base ten models to show the number. For example, if you roll a 2 and a 5, you can write the number 25 or 52. The first example has been done for you.

52	fifty-two	

Name _____

Compound Words!



Directions: Write the two words that make up each compound word. Next, put the compound words in ABC order. Finally, write a sentence using two compound words.

1. sandcastle _____ + _____

2. doghouse _____ + _____

3. hotdog _____ + _____

4. backpack _____ + _____

5. sailboat _____ + _____

6. flashlight _____ + _____

7. butterfly _____ + _____

8. ladybug _____ + _____

ABC Order

1. _____

2. _____

3. _____

4. _____

5. _____

6. _____

7. _____

8. _____

Directions: Write a sentence using two compound words.

Name _____

Summer Sentences!

Directions: Choose a word and/or phrase from each column.
Write 5 complete sentences using each word and phrase only once.



Who	Did What	Where
The crab	hopped	in the sand.
My friend	jumped	under an umbrella.
My dog	crawled	by a sea turtle.
I	ran	on the boat.
The seal	slept	near a crab.

1.

2.

3.

4.

5.

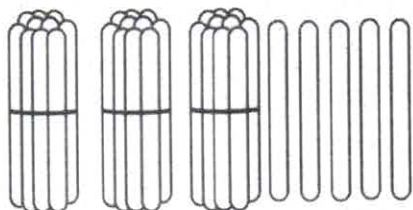
Name _____



More and Less



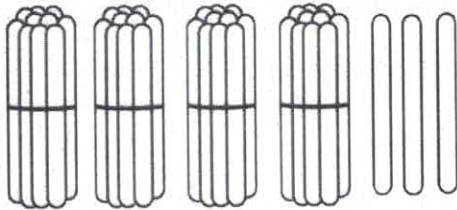
Directions: Count the popsicle sticks and solve the problems.



1 more is _____

10 more is _____

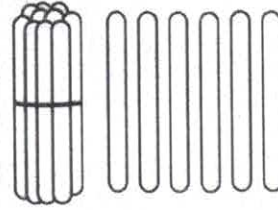
10 less is _____



1 more is _____

10 more is _____

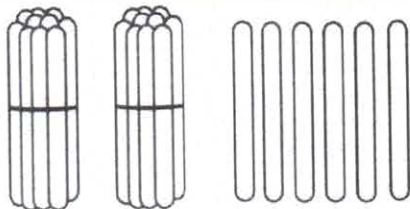
10 less is _____



1 more is _____

10 more is _____

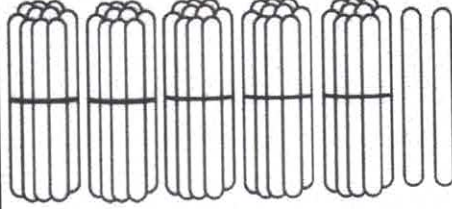
10 less is _____



1 more is _____

10 more is _____

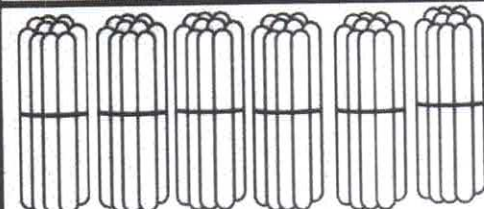
10 less is _____



1 more is _____

10 more is _____

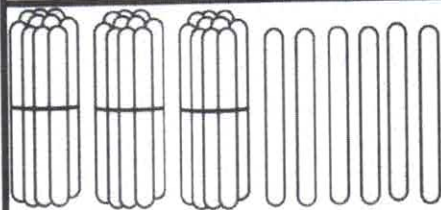
10 less is _____



1 more is _____

10 more is _____

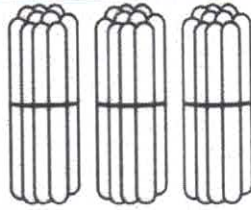
10 less is _____



1 more is _____

10 more is _____

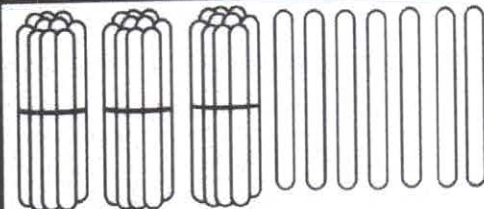
10 less is _____



1 more is _____

10 more is _____

10 less is _____



1 more is _____

10 more is _____

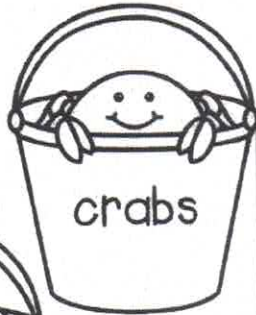
10 less is _____

Name _____

ABC Order for Summer

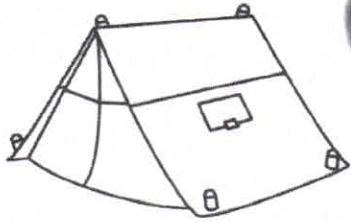


Directions: Help Sally put her buckets in ABC order.
Write the words as neatly as you can on the lines.



1. _____
2. _____
3. _____
4. _____
5. _____
6. _____
7. _____
8. _____
9. _____




Name _____



Camping for Adjectives



Directions: Read the words on the backpacks. If the word is an adjective color the backpack orange. Color all other backpacks brown.



Name: _____

Building Summer Sentences!

Directions: Make four sentences using some of the words provided.

summer

delicious

popsicle

hot

cold

yummy

melting

sweet



1.

2.

3.

4.

Name: _____

Buckets of Crabs



Directions: Look at the number on each bucket.
Use the chart to make a new number.



1 more	
1 less	
10 more	
10 less	
100 more	



1 more	
1 less	
10 more	
10 less	
100 more	



1 more	
1 less	
10 more	
10 less	
100 more	



1 more	
1 less	
10 more	
10 less	
100 more	



1 more	
1 less	
10 more	
10 less	
100 more	

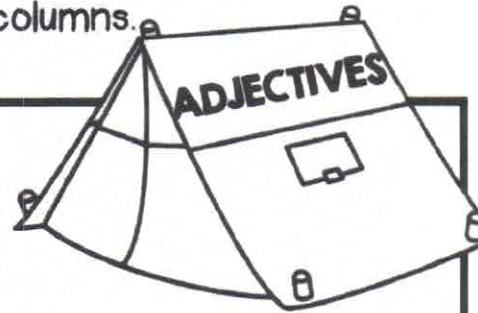
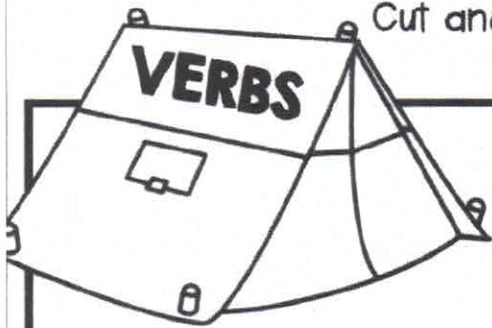


1 more	
1 less	
10 more	
10 less	
100 more	

Name _____

Camp Out

Directions: Read the words at the bottom of the page.
Cut and paste them into the correct columns.



Directions: Use the verbs and adjectives to write 3 sentences.

1.

2.

3.

Week 2: Day 3

jump

hard

skip

watch

happy

humid

nice

run

yellow

long




play

sleep











































Name _____

Count On!



	penny 1 cent
	nickel 5 cents
	dime 10 cents

Directions: Look at the coins in each row.
Write the total amount for the coins as
you count on. The first one has been
started for you.

							Total _____c
10	11	12	_____	_____	_____	_____	_____
							Total _____c
_____	_____	_____	_____	_____	_____	_____	_____
							Total _____c
_____	_____	_____	_____	_____	_____	_____	_____
							Total _____c
_____	_____	_____	_____	_____	_____	_____	_____
							Total _____c
_____	_____	_____	_____	_____	_____	_____	_____
							Total _____c
_____	_____	_____	_____	_____	_____	_____	_____

Name _____

Summer Fact Families




Directions: Use the 3 numbers to write 4 different facts.



_____	+	_____	=	_____
_____	+	_____	=	_____
_____	-	_____	=	_____
_____	-	_____	=	_____



_____	+	_____	=	_____
_____	+	_____	=	_____
_____	-	_____	=	_____
_____	-	_____	=	_____




_____	+	_____	=	_____
_____	+	_____	=	_____
_____	-	_____	=	_____
_____	-	_____	=	_____



_____	+	_____	=	_____
_____	+	_____	=	_____
_____	-	_____	=	_____
_____	-	_____	=	_____

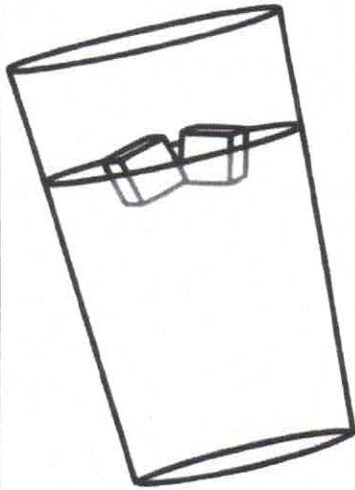


_____	+	_____	=	_____
_____	+	_____	=	_____
_____	-	_____	=	_____
_____	-	_____	=	_____




_____	+	_____	=	_____
_____	+	_____	=	_____
_____	-	_____	=	_____
_____	-	_____	=	_____

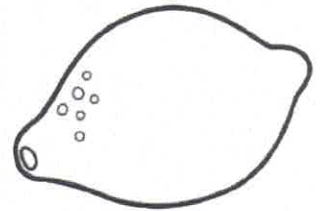
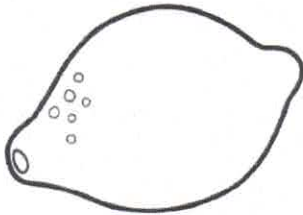

Name _____



Let's Sell Lemonade



Day of the week	# of cups
Sunday	6
Monday	5
Tuesday	7
Wednesday	8
Thursday	12
Friday	9
Saturday	4



Directions: Use the Chart to answer the questions below.

1. What two days did the twins sell the most lemonade?

2. What two days did the twins sell the least cups of lemonade?

3. In all, how many cups of lemonade did they sell on Wednesday and Friday?

4. In all, how many cups of lemonade did they sell Sunday, Monday and Saturday?

5. How many more cups of lemonade did they sell on Thursday than Tuesday?

6. How many more cups of lemonade did they sell on Wednesday than Sunday?

Name _____




Working with Commas!



Directions: Add commas to each series of items.

1. bucket shovel and sand
2. sunglasses sunblock and swimsuit
3. goggles flip flops and shells
4. lemonade hotdogs and watermelon
5. sun water sand and towels
6. June July and August
7. campfire marshmallows hotdogs and lanterns
8. tents sleeping bag and fire
9. owls raccoons and bears
10. fishing oars boats and canoes



Make your own list of words. Be sure to add commas.

1. _____ and _____

2. _____ and _____

3. _____ and _____

4. _____ and _____

Name _____

Make a Math Sentence

Directions: Add +, - and = between the numbers to make true facts.












5 <input type="text"/> 7 <input type="text"/> 12	4 <input type="text"/> 4 <input type="text"/> 8
10 <input type="text"/> 4 <input type="text"/> 6	6 <input type="text"/> 9 <input type="text"/> 15
15 <input type="text"/> 8 <input type="text"/> 7	11 <input type="text"/> 6 <input type="text"/> 5
6 <input type="text"/> 6 <input type="text"/> 12	10 <input type="text"/> 7 <input type="text"/> 3
10 <input type="text"/> 5 <input type="text"/> 5	7 <input type="text"/> 5 <input type="text"/> 12
9 <input type="text"/> 2 <input type="text"/> 11	8 <input type="text"/> 8 <input type="text"/> 16
12 <input type="text"/> 7 <input type="text"/> 5	9 <input type="text"/> 2 <input type="text"/> 7
8 <input type="text"/> 4 <input type="text"/> 12	15 <input type="text"/> 10 <input type="text"/> 5
13 <input type="text"/> 4 <input type="text"/> 9	7 <input type="text"/> 3 <input type="text"/> 10
17 <input type="text"/> 8 <input type="text"/> 9	12 <input type="text"/> 4 <input type="text"/> 16

Name _____

Plural and Singular Nouns

Directions: Circle the correct noun for each picture. Write the word on the line.

 <p>bucket buckets</p>	 <p>shovel shovels</p>	 <p>flipper flippers</p>
 <p>umbrella umbrellas</p>	 <p>sun suns</p>	 <p>float floats</p>
 <p>swimsuit swimsuits</p>	 <p>glass glasses</p>	 <p>tree trees</p>

Directions: Write two sentences using either a singular or plural noun.

1.

2.







Name _____

Camping ABC Order

Directions: Read the words on the bug spray bottles and write them in ABC order.

ABC Order

1. _____
2. _____
3. _____
4. _____
5. _____
6. _____
7. _____
8. _____
9. _____
10. _____
11. _____
12. _____







































Name _____

© Annie Moffatt • The Moffatt Girls 2013

Money Patterns



Directions: Look at the patterns in each row.
Complete the pattern by writing the value of the coin in the boxes below.
Bonus: How much is each row of coins worth?

									
1¢	5¢								
									
									
									
									
									

Name _____

Ice Cream Facts

Directions: Solve the problems.
Cut and paste them in the correct columns.



True

False



$2 + 7 = 6 + 3$

$2 + 5 = 8 + 0$

$9 + 1 = 7 + 2$

$5 + 2 = 3 + 4$

$4 + 5 = 5 + 3$

$4 + 4 = 3 + 4$

$6 + 4 = 5 + 5$

$10 + 5 = 8 + 6$


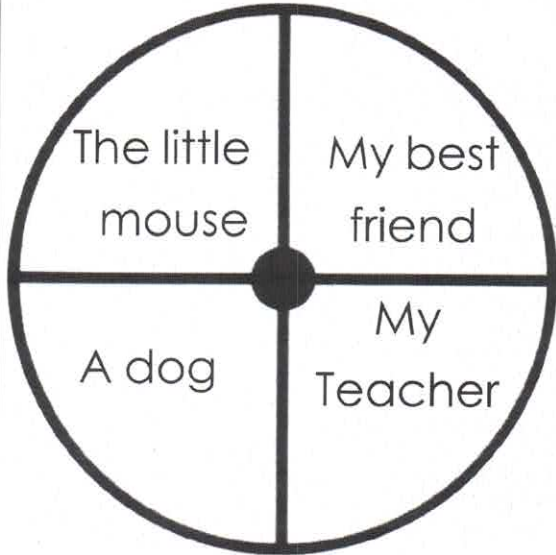
$3 + 3 = 6 + 2$

$2 + 4 = 3 + 3$

Name: _____

Spin and Write

Directions: Spin both spinners and write a sentence using the subject and predicate. Be creative and write a complete sentence. Use a paperclip and pencil to spin the spinner.



1. _____

2. _____

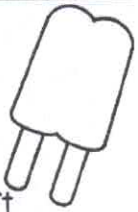
3. _____

4. _____

5. _____

Name: _____

Popsicle Math



Directions: Apply the rule at the top of each popsicle to the numbers on the left. Write the answers on the right. The first one has been done for you.

-5

12	7
7	
19	
10	
16	

-4

15	
10	
5	
9	
14	

$+7$

7	
12	
5	
10	
9	



$+9$

9	
5	
10	
3	
8	

-3

18	
9	
17	
20	
15	

Name _____

Least to Greatest



Directions: Roll 2 dice three separate times. Add the dice up and write the sum of each roll in the first 3 boxes. Then write the numbers in order from least to greatest.

Roll #1

Roll #2

Roll #3

Least to Greatest


Roll #1	Roll #2	Roll #3	Least to Greatest
			_____ , _____ , _____
			_____ , _____ , _____
			_____ , _____ , _____
			_____ , _____ , _____
			_____ , _____ , _____
			_____ , _____ , _____
			_____ , _____ , _____
			_____ , _____ , _____
			_____ , _____ , _____
			_____ , _____ , _____

Name _____

Summer Graphing



Directions: Look at the graph below and answer the questions.



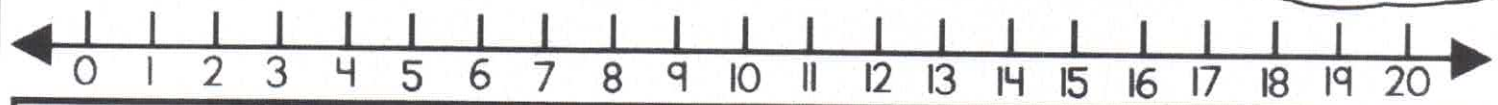
1. What kind of equipment did they have the most of? _____
2. How many tents were there? _____
3. Which items did they have the least of? _____
4. How many flashlights did they bring? _____
5. How many pieces of equipment did they have altogether? _____
6. How many flashlights and lanterns were there altogether?
_____ + _____ = _____
7. What other piece of camping equipment would you bring?







Name _____

Directions: Roll a die and solve a problem in the column. Use the number line to help if you need it!

Roll and Solve

Math Facts




$17+3=$	$11-7=$	$10+4=$	$18-9=$	$5+8=$	$10-2=$
$16+2=$	$10-6=$	$8+3=$	$11-9=$	$4+7=$	$9-3=$
$18+1=$	$9-4=$	$16+4=$	$13-10=$	$9+6=$	$8-0=$
$14+5=$	$14-9=$	$6+9=$	$20-6=$	$8+8=$	$9-6=$
$15+3=$	$13-8=$	$6+7=$	$12-4=$	$10+10=$	$18-5=$
$15+2=$	$10-6=$	$5+9=$	$14-7=$	$7+9=$	$11-2=$
$20+0=$	$12-5=$	$7+7=$	$18-10=$	$5+10=$	$12-4=$
					

Name _____

Spin and Graph Contractions

Directions: Use the spinner to spin a contraction. For each spin, color a sun on the graph that matches the contraction. Record which contractions made it to the top 1st, 2nd and 3rd.



Winning Contractions:

1st Place: _____

2nd Place: _____

3rd Place: _____



6								
5								
4								
3								
2								
1								
0	does not	should not	is not	has not	are not	did not	would not	have not

Name _____

Fix it Up Summer Sentences!



Directions: Read the sentences. Fix the grammar mistakes in each sentence. Rewrite the sentence on the lines in your best handwriting.

1. i took my shovel bucket flip flops to the beach

2. did you bring the hotdogs watermelon and chips


3. watch out there is a raccoon in your tent

4. we caught three small fish two medium fish and one big fish


Name _____

SUMMER TIME!


Directions: Draw hands on the clocks to match the digital time.




7:30




1:30




9:30




5:30




10:30




3:30




6:30




8:30




11:30



12:30




4:30



2:30

Name _____



How to... Build a sandcastle



Directions: Write step by step directions on how to build a sandcastle.
Draw pictures to match each step.

First,

Next,


Then,

Finally,

Name _____

Bears in the Camp!

Directions: Read the statements at the bottom of the page.
Write the correct number for each set.



1. Four groups of ten and five ones =
2. Eight groups of ten and nine ones =
3. Seven groups of ten and three ones =
4. Nine groups of ten and nine ones =
5. Six groups of ten and two ones =
6. Five groups of ten and five ones =
7. Three groups of ten and eight ones =
8. One group of ten and zero ones =

<input type="text"/>
<input type="text"/>
<input type="text"/>
<input type="text"/>
<input type="text"/>
<input type="text"/>
<input type="text"/>
<input type="text"/>


Name _____

Summer Items

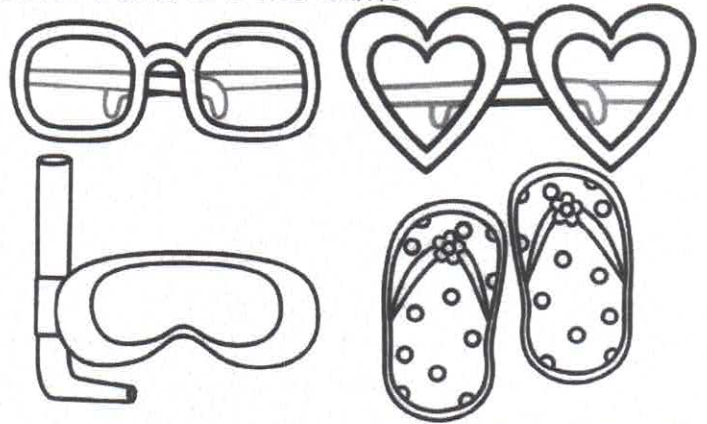


Directions: Look at each set of items and answer the questions.


Which does not belong? Draw an X on the item that does not belong. Tell how the other items are the same.




Which does not belong? Draw an X on the item that does not belong. Tell how the other items are the same.



Which does not belong? Draw an X on the item that does not belong. Tell how the other items are the same.



Which does not belong? Draw an X on the item that does not belong. Tell how the other items are the same.



Name _____

Number FUN!



Directions: Find the numbers words. Use the word bank to help you.

s	e	v	e	n	t	e	e	n	f
i	f	o	u	r	t	e	e	n	i
x	c	b	r	s	y	l	p	t	f
t	h	i	r	t	e	e	n	w	t
e	h	t	w	e	l	v	e	e	e
e	i	g	h	t	e	e	n	n	e
n	q	h	y	w	z	n	m	t	n
n	i	n	e	t	e	e	n	y	a

Word Bank

eleven
fourteen
twelve
sixteen
nineteen
twenty
thirteen
fifteen
eighteen
seventeen

Odd Number Words

1. _____
2. _____
3. _____
4. _____
5. _____
6. _____


Even Number Words

1. _____
2. _____
3. _____
4. _____
5. _____
6. _____

Name: _____

Nouns, Verbs and Adjectives!

Directions: Cut, paste and sort into the correct columns.



Nouns



Verbs



Adjectives

©Annie Moffatt @ The Moffatt Girls 2014

Directions: Use the nouns, verbs and adjectives to write three complete sentences.

1. _____

2. _____

3. _____

Week 4: Day 3

shell

run

beach

build

dolphin

swim

sun

salty

tall

windy

happy

sandy


make

crab

smile

Name _____

Missing Addends



Directions: Solve each number sentence by adding the missing addend.

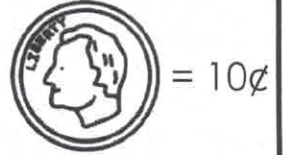
$5 + \square = 16$	$\square + 9 = 14$
$\square + 8 = 19$	$8 + \square = 13$
$4 + \square = 20$	$\square + 6 = 18$
$\square + 6 = 19$	$0 + \square = 16$
$7 + \square = 17$	$\square + 1 = 24$
$\square + 4 = 12$	$5 + \square = 12$
$9 + \square = 18$	$\square + 4 = 15$
$\square + 5 = 19$	$9 + \square = 11$
$2 + \square = 20$	$\square + 6 = 19$
$\square + 7 = 14$	$3 + \square = 13$










Name: _____

Summer Shopping

Look at the price tag on each summer item. Color the coins needed to buy the item. On the bottom row, you decide how much each item is worth. Write the price on the tag and color the coins to match the amount.

A dime is 10 cents.



Name _____

Summertime Facts or Opinions



Directions: Read each sentence. Decide if the sentence is a fact or an opinion. Circle the correct choice.

- Fact Opinion 1. The Fourth of July is in the summer.
- Fact Opinion 2. Summer is the best season.
- Fact Opinion 3. The hottest days are in the summer.
- Fact Opinion 4. The weather is nice in the summer.
- Fact Opinion 5. June, July and August are summer months.
- Fact Opinion 6. The beach is the best place to go in the summer.
- Fact Opinion 7. Kids should go to summer school.
- Fact Opinion 8. Fireflies come out in the summer.




Directions: Write one fact and two opinions about summer.

1.

2.

3.



SUMMER


I like summer because...

Name: _____

Summer Story Sequencing!

Directions: Put the stories in order from beginning to end. Use the numbers 1-4 to sequence the stories.

- _____ She found a place to pitch her tent.
- _____ Jan went to sleep in her tent.
- _____ Jan arrived at the camp site.
- _____ Jan set up her tent.



- _____ They got out of the canoe.
- _____ Dan and Sally found a canoe.
- _____ They rowed around the lake.
- _____ They got into the canoe.

Directions: Write four out of order sentences. Ask someone to use the numbers 1-4 to sequence your story.



Name _____

Parts of Speech

Directions: Cut and paste the words under the correct parts of speech.

nouns

pronouns

Directions: Use the nouns and/or pronouns to write 3 sentences.

1.

2.

3.

Week 4: Day 5

© Annie Moffatt • The Moffatt Girls 2013

he

us

sister

they

kids

boy

she

girl

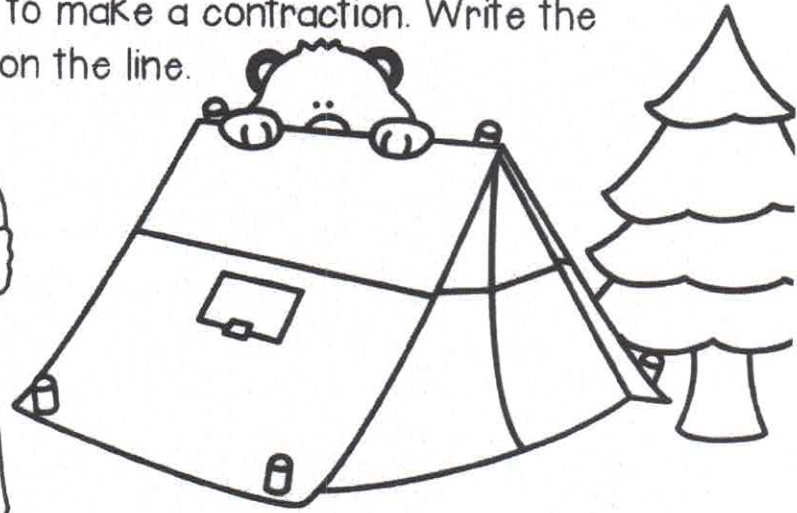
people

we


Name _____

Campout Contractions!

Directions: Combine the two words to make a contraction. Write the contraction on the line.



- 1. does not
- 2. would not
- 3. have not
- 4. is not
- 5. was not
- 6. do not
- 7. has not
- 8. were not
- 9. did not
- 10. had not




Popsicles or Ice Cream?



Do you like popsicles or ice cream better? Why?

Name _____

SUMMER Addition



Directions: Add the 3 addends and write the sum.

$$\begin{array}{r} 3 \\ 7 \\ +5 \\ \hline \end{array}$$

$$\begin{array}{r} 4 \\ 9 \\ +1 \\ \hline \end{array}$$

$$\begin{array}{r} 9 \\ 1 \\ +5 \\ \hline \end{array}$$

$$\begin{array}{r} 4 \\ 2 \\ +5 \\ \hline \end{array}$$

$$\begin{array}{r} 6 \\ 6 \\ +3 \\ \hline \end{array}$$

$$\begin{array}{r} 8 \\ 2 \\ +7 \\ \hline \end{array}$$

$$\begin{array}{r} 5 \\ 5 \\ +5 \\ \hline \end{array}$$

$$\begin{array}{r} 6 \\ 4 \\ +9 \\ \hline \end{array}$$

$$\begin{array}{r} 5 \\ 3 \\ +7 \\ \hline \end{array}$$

$$\begin{array}{r} 3 \\ 7 \\ +3 \\ \hline \end{array}$$

$$\begin{array}{r} 4 \\ 4 \\ +8 \\ \hline \end{array}$$

$$\begin{array}{r} 7 \\ 7 \\ +1 \\ \hline \end{array}$$

$$\begin{array}{r} 9 \\ 1 \\ +4 \\ \hline \end{array}$$

$$\begin{array}{r} 3 \\ 8 \\ +2 \\ \hline \end{array}$$

$$\begin{array}{r} 4 \\ 8 \\ +2 \\ \hline \end{array}$$

$$\begin{array}{r} 6 \\ 5 \\ +4 \\ \hline \end{array}$$

Name _____

Summer ABC Order

Directions: Cut out the summer words. Put them in ABC order and write the words on the lines.



1. _____
2. _____
3. _____
4. _____
5. _____
6. _____
7. _____
8. _____

9. _____
10. _____
11. _____
12. _____
13. _____
14. _____
15. _____
16. _____



goggles

bucket

shovel

flip flops

swim

glasses

summer

beach

flippers

crab

shells

umbrella

ocean

lemonade

towels

water

Name _____


Multiples of Five



Direction: Read the question in each box.

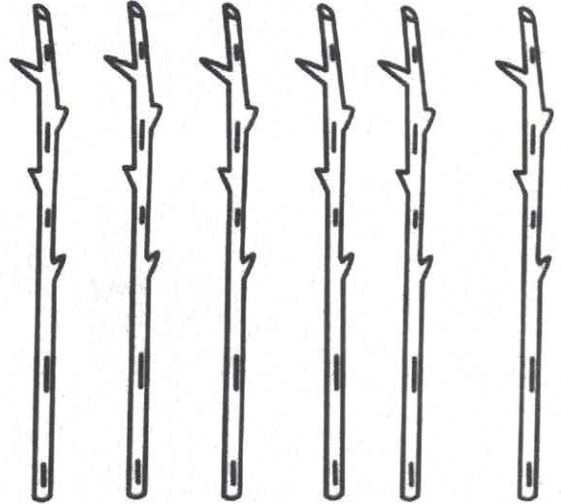
Add your drawings to complete the picture. Answer the questions.

1. Kate had 3 buckets. She had 5 shells in each bucket. How many shells does she have in all?



_____ shells in all

2. Tom had 6 sticks. Each stick has 5 marshmallows. How many marshmallows does Tom have in all?




_____ marshmallows in all

3. Bill had 5 ice cream cones. Each cone had 5 scoops on it. How many scoops does he have in all?



_____ scoops in all

4. Sally saw 4 jars. She put 5 worms in each jar. How many worms did Sally have in all?



_____ worms in all

Name: _____


Summer Shopping



Directions: Look at the price on each item. Color the coins needed to buy the item.
There may be more than one combination.



42¢




27¢



41¢





27¢



17¢




31¢



21¢



51¢



Name: _____

Ice Cream Nouns

Cut out the scoops of ice cream. Glue the scoops that have the correct part of speech to match each ice-cream cone.



Proper Noun

A proper noun names a specific person, place or thing and starts with a capital letter.

paste

paste

paste

paste

Proper Noun



Common Noun

A common noun is a noun that is not capitalized.


paste

paste

paste

paste

Common Noun





Name _____

What's the Time?





Directions: Read the time on each clock. Add the extra time and draw the hands on the blank clock to show the new time.



$1:00 + 30 \text{ minutes} =$





$7:00 + 2 \text{ hours} =$





$8:00 + 30 \text{ minutes} =$





$2:00 + 1 \text{ hour} =$





$5:00 + 30 \text{ minutes} =$





$9:00 + 3 \text{ hours} =$



$10:00 + 30 \text{ minutes} =$





$11:00 + 5 \text{ hours} =$



Name: _____

Roll, Add and Color

Directions: Roll 3 dice, add them up and color the picture.



Name _____

Months of the Year



Directions: Cut out the months of the year and put them in order.
Write the names of the months of the year in order on the lines below.

- | | |
|----------|-----------|
| 1. _____ | 7. _____ |
| 2. _____ | 8. _____ |
| 3. _____ | 9. _____ |
| 4. _____ | 10. _____ |
| 5. _____ | 11. _____ |
| 6. _____ | 12. _____ |

Direction: Write a sentences or two about one of your favorite months.

March

May

June

December

January

April

August

February

July


September

November

October

Caterific Drawings

Directions: Draw a face on your cat and then write about your cat on the lines below.




Four sets of horizontal writing lines. Each set consists of a solid top line, a dashed middle line, and a solid bottom line, providing a guide for handwriting practice.

Name _____

10 More and 10 Less

Directions: Spin the spinner (use a paperclip and pencil) and write the number on the chart. Write the number that is 10 less and 10 more.




10 Less	Number	10 More

10 Less	Number	10 More

Name: _____

Number Riddles

Directions: Read the clues to help you solve the riddle.
Write the answer on the line.



I am thinking of a number.
It is greater than 43.
It is less than 45.
What number is it? _____

I am thinking of a number.
It is less than 10.
It is odd.
It is more than 7.
What number is it? _____

I am thinking of a number.
It is more than 70.
It is less than 80.
It has a 6 in the ones place.
What number is it? _____

I am thinking of a number.
It is less than 80.
It is greater than 70.
It has a 5 in the ones place.
What number is it? _____

I am thinking of a number.
It is less than 20.
It has a 1 in the ones place.
It is greater than 10.
What number is it? _____

I am thinking of a number.
It is less than 30.
It is greater than 20.
It has a 8 in the ones place.
What number is it? _____

I am thinking of a number.
It is greater than 90.
It is less than 100.
It has a 7 in the ones place.
What number is it? _____

I am thinking of a number.
It has a 3 in the tens place.
It has a 0 in the ones place.
What number is it? _____

I am thinking of a number.
It has a 5 in the ones place.
It has a 8 in the tens place.
What number is it? _____

I am thinking of a number.
It has a 4 in the ones place.
It has a 9 in the tens place.
What number is it? _____


Name _____

Summer Line Up

Directions: Look at the children in line.
Read the problems and answer the questions.

Last

First



1. I am the boy who is the tallest. Who am I? _____
2. I am fifth in line. Who am I? _____
3. I am in the middle. Who am I? _____
4. How many children are behind the second person in line?

5. How many children are between Annie and Alex?

6. I am a boy who is eating something cold. It is not an popsicle.
Who am I? _____
7. How many children are in front of Scott? _____
8. I am two children in front of Jane. Who am I? _____

Name _____

TIME to Go Camping



Directions: Read each problem. Answer the questions.

The hikers went to bed at 7:30. The bears went to bed 2 hours later. What time did the bears go to bed?

_____ : _____

Dinner starts at 7:00. Today the campers ate 1 hour early. What time did the campers eat dinner?

_____ : _____

The campers will start fishing at 4:00. They usually fish for 4 hours. What time do they stop fishing?

_____ : _____

Tim started setting up the tent at 2:00. It took him 3 hours. What time did Tim finish setting up the tent?

_____ : _____

The bears get hungry at 6:00. It takes them 1 hour catch to their dinner. What time do the bears eat?

_____ : _____

The raccoons wake the campers up at 5:00. The campers fall back to sleep for 2 more hours. What time do they finally wake up?

_____ : _____

The campers arrived 3 hour late to the camp site. They were supposed to arrive at 3:30. What time did they get there?

_____ : _____

The campers went to chop some wood at 5:30. It took them 2 hours. What time did they finish?


_____ : _____

The campers leave camp at 4:00. It takes them 6 hours to get home. What time did they arrive home?

_____ : _____

Name _____

Summer Spinners



Directions: Spin each spinner. Write the amounts and add them up.



Spinner

Spinner

Spinner

Spinner

#1

+

#2

#1

+

#2

_____ ¢ + _____ ¢ = _____	_____ ¢ + _____ ¢ = _____
_____ ¢ + _____ ¢ = _____	_____ ¢ + _____ ¢ = _____
_____ ¢ + _____ ¢ = _____	_____ ¢ + _____ ¢ = _____
_____ ¢ + _____ ¢ = _____	_____ ¢ + _____ ¢ = _____
_____ ¢ + _____ ¢ = _____	_____ ¢ + _____ ¢ = _____
_____ ¢ + _____ ¢ = _____	_____ ¢ + _____ ¢ = _____

Name _____

Double Digit Lemonade Addition (no regrouping)



Directions: Find the sums.

© Annie Moffatt • The Moffatt Girls 2013

$$\begin{array}{r} 18 \\ + 21 \\ \hline \end{array}$$

$$\begin{array}{r} 31 \\ + 16 \\ \hline \end{array}$$

$$\begin{array}{r} 10 \\ + 38 \\ \hline \end{array}$$

$$\begin{array}{r} 49 \\ + 30 \\ \hline \end{array}$$

$$\begin{array}{r} 67 \\ + 32 \\ \hline \end{array}$$

$$\begin{array}{r} 28 \\ + 50 \\ \hline \end{array}$$

$$\begin{array}{r} 12 \\ + 12 \\ \hline \end{array}$$

$$\begin{array}{r} 62 \\ + 23 \\ \hline \end{array}$$

$$\begin{array}{r} 34 \\ + 44 \\ \hline \end{array}$$

$$\begin{array}{r} 80 \\ + 11 \\ \hline \end{array}$$

$$\begin{array}{r} 17 \\ + 32 \\ \hline \end{array}$$

$$\begin{array}{r} 65 \\ + 30 \\ \hline \end{array}$$

$$\begin{array}{r} 23 \\ + 23 \\ \hline \end{array}$$

$$\begin{array}{r} 41 \\ + 17 \\ \hline \end{array}$$




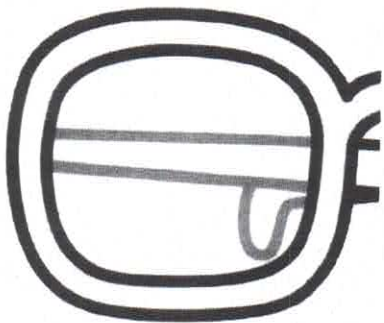

$$\begin{array}{r} 72 \\ + 13 \\ \hline \end{array}$$

$$\begin{array}{r} 15 \\ + 34 \\ \hline \end{array}$$

Name _____

Summer Symmetry

Directions: Look at each picture. Make it symmetrical by drawing the other half.


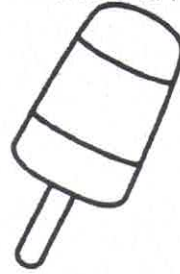



Name _____



Summer Sentences

Directions: Fix each sentence and rewrite it in your best handwriting. Remember to start with a capital letter and end with the correct punctuation.



1. i like summer

2. do you like to eat popsicles when it is hot

3. we go camping during summer vacation

4. it is too hot to go outside

5. did you build a sandcastle today


6. i caught a fish

Name _____


Colorful Popsicles

Color Code


Nouns=



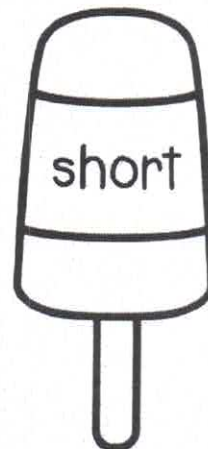














Verbs=



Adjectives=



Directions: Read the words on each popsicle and use the color code to color the popsicles.



Name _____

Double Digit Popsicles

Directions: Solve the 2 digit subtraction problems. No regrouping.

$$\begin{array}{r} 58 \\ - 32 \\ \hline \end{array}$$

$$\begin{array}{r} 69 \\ - 21 \\ \hline \end{array}$$

$$\begin{array}{r} 45 \\ - 20 \\ \hline \end{array}$$

$$\begin{array}{r} 87 \\ - 64 \\ \hline \end{array}$$

$$\begin{array}{r} 88 \\ - 26 \\ \hline \end{array}$$

$$\begin{array}{r} 65 \\ - 11 \\ \hline \end{array}$$

$$\begin{array}{r} 39 \\ - 10 \\ \hline \end{array}$$

$$\begin{array}{r} 56 \\ - 31 \\ \hline \end{array}$$

$$\begin{array}{r} 76 \\ - 15 \\ \hline \end{array}$$

$$\begin{array}{r} 99 \\ - 24 \\ \hline \end{array}$$

$$\begin{array}{r} 75 \\ - 22 \\ \hline \end{array}$$

$$\begin{array}{r} 93 \\ - 11 \\ \hline \end{array}$$

$$\begin{array}{r} 23 \\ - 12 \\ \hline \end{array}$$

$$\begin{array}{r} 44 \\ - 40 \\ \hline \end{array}$$

$$\begin{array}{r} 97 \\ - 77 \\ \hline \end{array}$$

$$\begin{array}{r} 45 \\ - 24 \\ \hline \end{array}$$

$$\begin{array}{r} 57 \\ - 35 \\ \hline \end{array}$$

$$\begin{array}{r} 46 \\ - 36 \\ \hline \end{array}$$

$$\begin{array}{r} 23 \\ - 22 \\ \hline \end{array}$$

$$\begin{array}{r} 69 \\ - 32 \\ \hline \end{array}$$

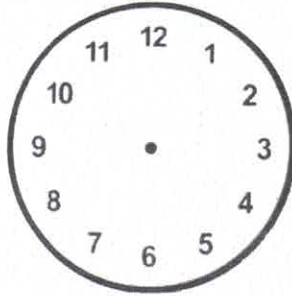
Name _____

Time: Solving Problems




Directions: Read the problems. Show the correct time on the clock.

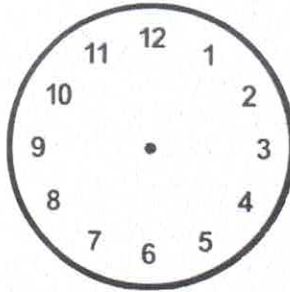
Sophia went horseback riding at 1:00. She returned 3 hours later. At what time did she finish?




Jake went swimming in the lake at 11:00. He came home 2 hours later. What time did he come home?



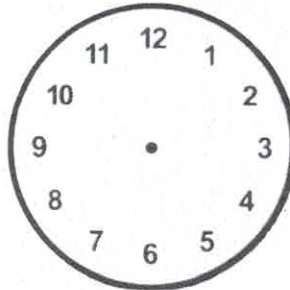
Jenny worked in the garden with her mom for 3 hours. She started at 2:00. What time did she end?



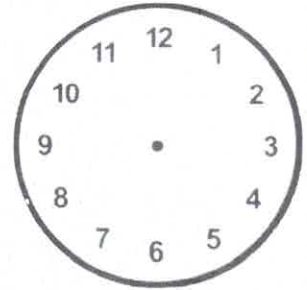
Ben went to the movies at 12:00. The movie was four hours long. What time did the movie end?



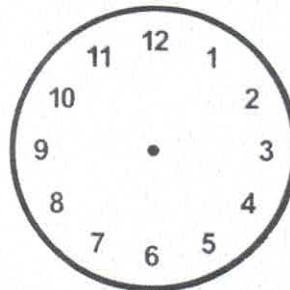
Kelly took the dogs for a walk at 11:00. It took her 30 minutes. What time did she finish?




Zach helped his dad mow the lawn. They started at 1:30. It took them two hours. What time did they finish.



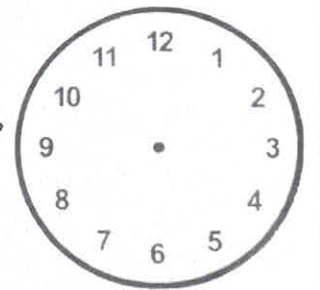
Jenny went to a birthday party. It started at 12:30 and lasted for 2 hours. What time did it end?



John rode his bike at the park. He started at 3:30 and ending 3 hours later. What time did he end?




Directions: Write your own story problem below.



Name: _____

Let's Write a Letter!




Directions: Write a letter to a friend about your summer vacation.

_____ Date

_____ Greeting and person's name

(body of the letter)



_____ (closing)

_____ (signature)

Name _____

Double Digit Addition!

No Regrouping

Directions: Solve the problems.
Remember to add the ones first!



1.
$$\begin{array}{r} 23 \\ + 50 \\ \hline \end{array}$$

2.
$$\begin{array}{r} 73 \\ + 14 \\ \hline \end{array}$$

3.
$$\begin{array}{r} 40 \\ + 55 \\ \hline \end{array}$$

4.
$$\begin{array}{r} 24 \\ + 54 \\ \hline \end{array}$$

5.
$$\begin{array}{r} 62 \\ + 16 \\ \hline \end{array}$$

6.
$$\begin{array}{r} 18 \\ + 30 \\ \hline \end{array}$$

7.
$$\begin{array}{r} 28 \\ + 11 \\ \hline \end{array}$$

8.
$$\begin{array}{r} 25 \\ + 10 \\ \hline \end{array}$$

9.
$$\begin{array}{r} 45 \\ + 54 \\ \hline \end{array}$$

10.
$$\begin{array}{r} 10 \\ + 70 \\ \hline \end{array}$$

11.
$$\begin{array}{r} 30 \\ + 5 \\ \hline \end{array}$$

12.
$$\begin{array}{r} 43 \\ + 22 \\ \hline \end{array}$$

13.
$$\begin{array}{r} 36 \\ + 43 \\ \hline \end{array}$$


14.
$$\begin{array}{r} 13 \\ + 31 \\ \hline \end{array}$$

15.
$$\begin{array}{r} 25 \\ + 33 \\ \hline \end{array}$$

16.
$$\begin{array}{r} 73 \\ + 15 \\ \hline \end{array}$$

Name _____

Action Words



Directions: Read each sentence. Choose the correct verb (action word) to complete the sentence. Write the word on the line.

1. We would like to _____ a sandcastle.
builds build

2. Peg likes to _____ on the tire.
swing swings

3. Max _____ hotdogs on the grill.
cooks cook

4. Jane _____ lemonade.
drink drinks

5. My dog _____ in the pool.
jump jumps

6. He will _____ in the sand.
play plays

7. The popsicles _____ in the hot sun.
melts melt

8. Did you _____ hotdogs?
makes make

9. Jack _____ the little red crab.
see sees

10. She _____ on Saturdays.
swim swims



You're on your way to Second

The information provided below is designed to help you make sure that your child has the skills to be ready for second grade.

You bet I'm ready for Second Grade!

ELA Skills: Can they...

- ___ Blend and segment one syllable words, including consonant blends (clap, /cl/ /ă/ /p/)?
- ___ Identify the beginning, middle and final sounds (phonemes) in single syllable words?
- ___ Recognize the sounds for vowel teams, diphthongs, and magic e words (e.g., ai, ay, oa, oi, oy, a-e, etc.)?
- ___ Retell stories and answer questions with details about the characters, settings, and major events?
- ___ Read basic sight words?
- ___ Write 3-5 sentences with a capital, spacing between words and punctuation at the end?
- ___ Use verbs to convey the past, present, and future?
- ___ Use adjectives, pronouns, and conjunctions?

Math Skills: Can they...

- ___ Use addition and subtraction within 20 to solve word problems?
- ___ Solve addition problems with 3 addends?
- ___ Determine the unknown number in addition and subtraction ($8 + ? = 11$, $5 = ? - 3$, $6 + 6 = ?$)?
- ___ Count to 120, starting from any number?
- ___ Read and write any number within 100?
- ___ Identify which group has more/less within 100?
- ___ Order objects by length and weight?
- ___ Tell and write time in hours and half hours using analog and digital clocks?
- ___ Identify and describe 2D and 3D shapes?

Additional Information

Summer Slide

- Children lose 2-3 months of academic knowledge during the summer.
- To help with the summer slide, have your child work on ELA and math skills at least 1 hour daily.
- Go to the library and check out books or read while there.
- Limit screen time (computer, tablet, phone, video games).
- Take a walk. On the walk count objects, notice shapes, and just talk with your child.

Educational Websites

- Funbrain.com
- Teachyourmonstertoread.com
- Abcya.com

