

6 WEEKS OF REVIEW

Kindergarten Packet

Week 1 Day 1

- Practice Perfect Penmanship (A-C)
- Beginning Sounds
- Perfect Patterns
- Roll, Add and Color

Week 2 Day 1

- Practicing Perfect Penmanship (G-I)
- Popsicle Rhymes
- Equal or Unequal?
- Bubble Gum Addition

Week 3 Day 1

- Practice Perfect Penmanship (M-O)
- Roll, Read and Color a Word Family Word
- Sweet Sight Words
- Ten Frames

Week 1 Day 2

- I Can Read Words
- CVC Scramble
- Summer Addition Up to 10

Week 2 Day 2

- Box Up CVC Words
- Spin and Color Word Families
- Shovel Number Match

Week 3 Day 2

- Real and Nonsense Words
- Sunny Syllables
- Roll, Add and Color

Week 1 Day 3

- Practice Perfect Penmanship (D-F)
- Spin and Color Word Families
- Dive Into Vowels
- Summer Measurement

Week 2 Day 3

- Sweet Sight Words
- CVC Word Family Word Searches
- Draw a Crab
- Time by the Hour

Week 3 Day 3

- Buckets of Sight Words (Patterns)
- Long and Short Vowel Lemonade
- Coins in the Bank
- Tally Up Your Shells

Week 1 Day 4

- Bucket of Rhymes
- Sweet Sight Words
- Skip Counting Cones by 10's

Week 2 Day 4

- Practice Perfect Penmanship (J-L)
- Sight Word Scramble
- Buckets of Base Ten Blocks

Week 3 Day 4

- Practice Perfect Penmanship
- Sunny Silent e Words
- Buggy Addition

Week 1 Day 5

- Beginning and Ending Sounds
- Making New CVC Words
- Let's Make 10

Week 2 Day 5

- Real or Silly Words
- Spin and Color Word Families
- Sunny Summer Subtraction

Week 3 Day 5

- Roll, Read and Color a Word Family Word
- Sight Word Scramble
- Bubble Gum Subtraction

6 WEEKS OF REVIEW

Kindergarten Packet

Week 4 Day 1

- Practice Perfect Penmanship (S-U)
- Sight Word Scramble
- Silent e Words
- Coins in the Bank

Week 5 Day 1

- Practice Perfect Penmanship (Y-Z)
- Spin and Color Word Families
- Sentence Building
- Time to Swim

Week 6 Day 1

- Sentence Building
- Sunny Ten Frames Make a Match
- Number Words

Week 4 Day 2

- Beginning Blends
- Sight Word Scramble
- Show Me the Time

Week 5 Day 2

- Sweet Sight Words
- Colorful Gumballs
- Summer Time Addition

Week 6 Day 2

- Summer Reading is FUN!
- Spin a Number Word
- Roll a Math Problem

Week 4 Day 3

- Sweet Sight Words
- Sentence Building
- Crabby Ten-Frames (Up to 20)
- Swim to Addition

Week 5 Day 3

- Roll a Word Family
- Summer Addition Word Problems
- Roll, Add and Color

Week 6 Day 3

- Read and Draw
- Bucket Bonds
- Addition and Subtraction

Week 4 Day 4

- Practice Perfect Penmanship (V-X)
- Beginning Digraphs
- Roll, Add and Solve

Week 5 Day 4

- Read and Color
- Colorful Crayons
- Sunny Numbers (1-30)

Week 6 Day 4

- Sentence Building
- Roll, Read and Color a Math Problem
- Summer Subtraction Word Problems

Week 4 Day 5

- Splashes of Color
- Summer Time Subtraction
- Summer Shopping


Week 5 Day 5

- Sweet Sight Words
- Missing Numbers in the Teens
- Skip Counting Popsicles

Week 6 Day 5

- Spin and Color Word Families
- Sight Word Scramble
- Roll a Math Problem


My Summer Packet



Name: _____

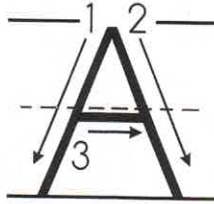

Name _____

Practice Perfect Penmanship

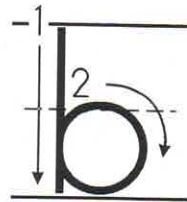
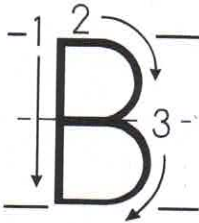



Directions: Practice writing upper and lowercase letters. Color the pictures.

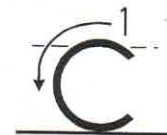
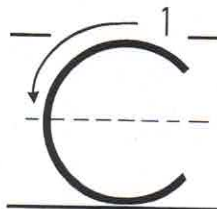

astronaut



bear




cat



Name: _____


Beginning Sounds



Directions: Circle the *beginning* sound for each picture. Color the pictures.




m b t




h f p




k m l



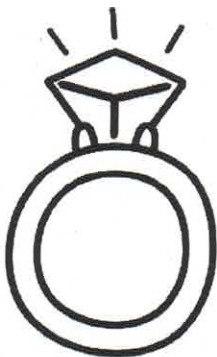
w s g




b n r



q h t



f r p



o n c



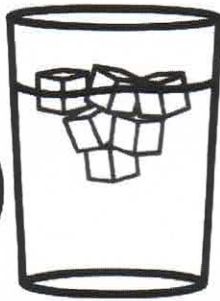








j z o

Name: _____


Perfect Patterns

Directions: Cut and paste to complete the pattern in each row.



Week 1: Day 1



©Annie Moffatt @ The Moffatt Girls 2013



Name: _____

Roll, Add and Color

Directions: Roll 2 dice, add them up and color the picture!




Name: _____

I Can Read Words



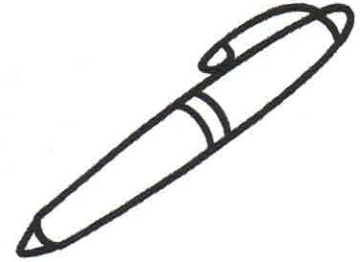
Directions: Say the name for each picture.
Circle the word that matches the picture. Color the pictures.



pin pig



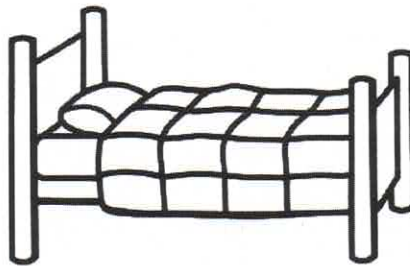
map mop



pen pet




wag wet




bet bed



hit hip



hut hen



hut hug



fog fox

Name _____

CVC Scramble

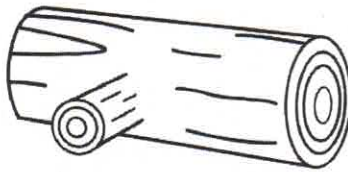
SHORT VOWELS



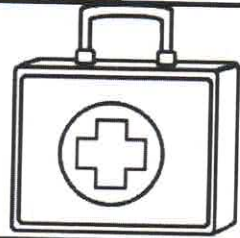
Directions: Look at the picture in each box. Unscramble the letters to make a word that matches the picture. Write the word on the line.



mja



lgo




itk




twe




gab



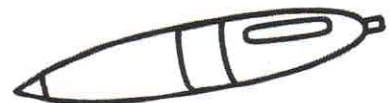
tpo



umg





wgi



epn

Name: _____

Directions: Cut out the suns and use them to help you solve the addition problems.



Sunny Summer Addition

Up to 10



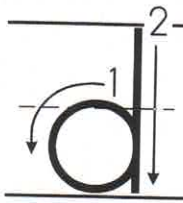
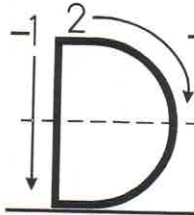

| | | | |
|---|---|---|---|
| $\begin{array}{r} 7 \\ + 3 \\ \hline \end{array}$ | $\begin{array}{r} 4 \\ + 2 \\ \hline \end{array}$ | $\begin{array}{r} 9 \\ + 1 \\ \hline \end{array}$ | $\begin{array}{r} 5 \\ + 5 \\ \hline \end{array}$ |
| $\begin{array}{r} 3 \\ + 5 \\ \hline \end{array}$ | $\begin{array}{r} 8 \\ + 2 \\ \hline \end{array}$ | $\begin{array}{r} 5 \\ + 4 \\ \hline \end{array}$ | $\begin{array}{r} 4 \\ + 4 \\ \hline \end{array}$ |
| $\begin{array}{r} 6 \\ + 2 \\ \hline \end{array}$ | $\begin{array}{r} 2 \\ + 7 \\ \hline \end{array}$ | $\begin{array}{r} 6 \\ + 2 \\ \hline \end{array}$ | $\begin{array}{r} 3 \\ + 4 \\ \hline \end{array}$ |

Name _____

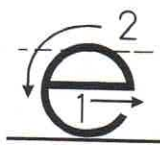
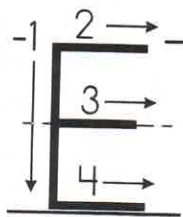

Practice Perfect Penmanship



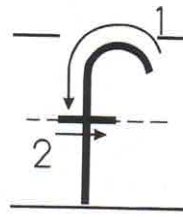
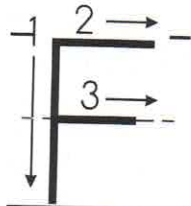

Directions: Practice writing upper and lowercase letters. Color the pictures.



Handwriting practice lines for uppercase D and lowercase d, consisting of a solid top line, a dashed middle line, and a solid bottom line.



Handwriting practice lines for uppercase E and lowercase e, consisting of a solid top line, a dashed middle line, and a solid bottom line.



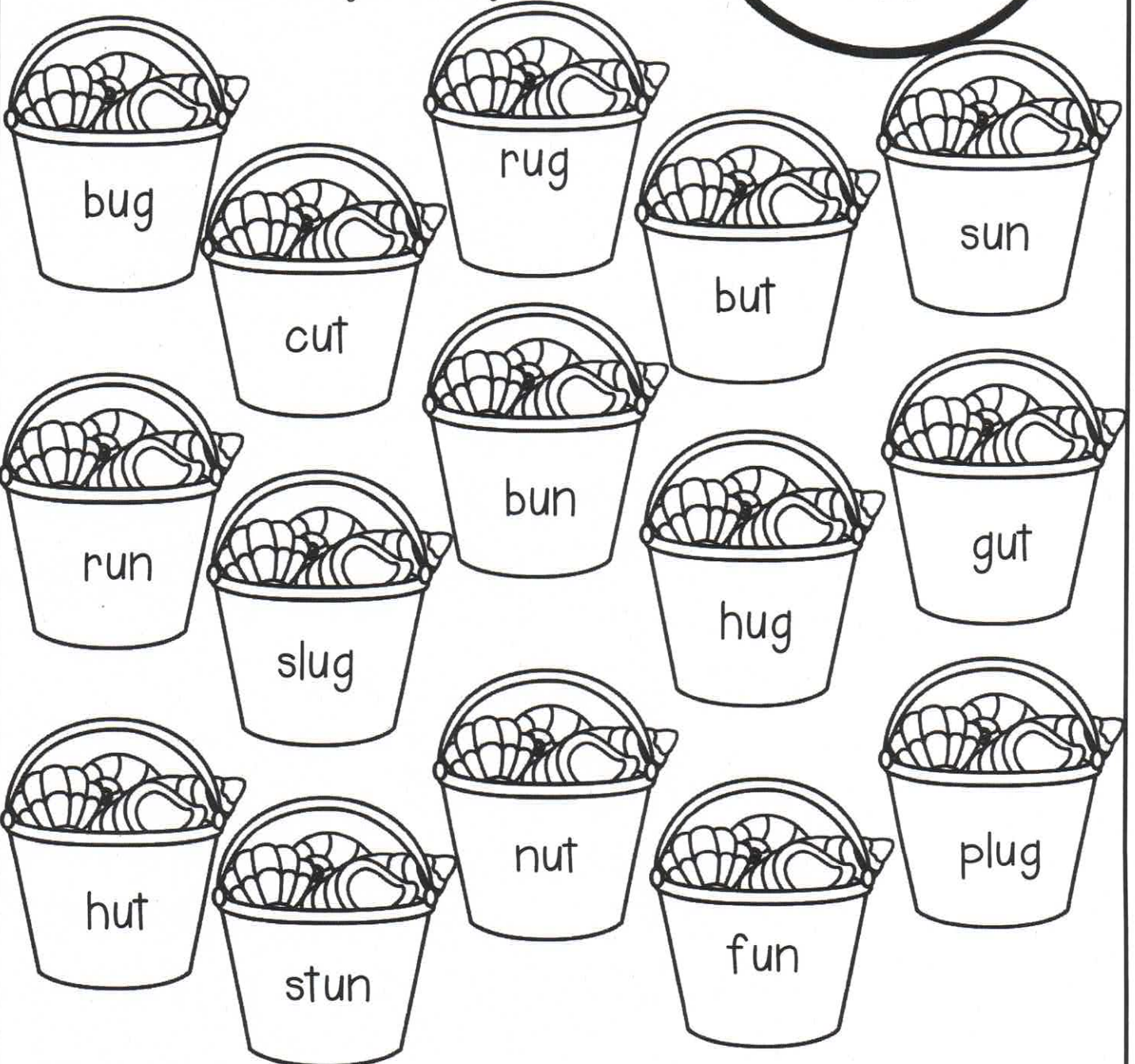
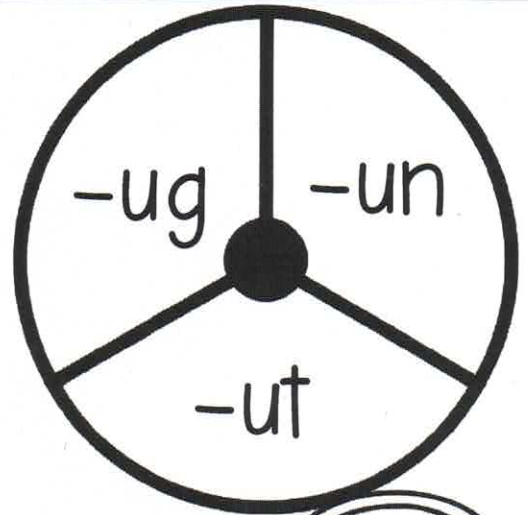
Handwriting practice lines for uppercase F and lowercase f, consisting of a solid top line, a dashed middle line, and a solid bottom line.

Name: _____

Spin and Color Word Families

(Short u Words)




Directions: Spin the spinner and color a bucket with the matching word family.



Name: _____

Dive into Vowels



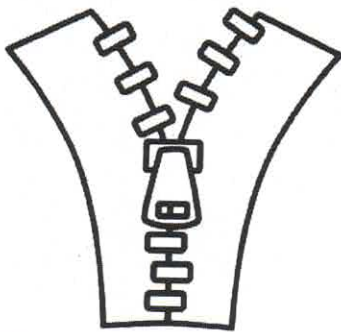
Directions: Circle the middle vowel in each word.
Color the pictures.



a e i o u

a e i o u


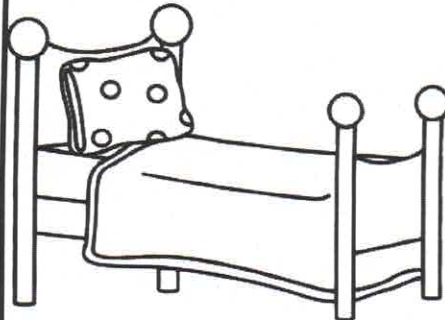

a e i o u



a e i o u

a e i o u

a e i o u



a e i o u

a e i o u

a e i o u

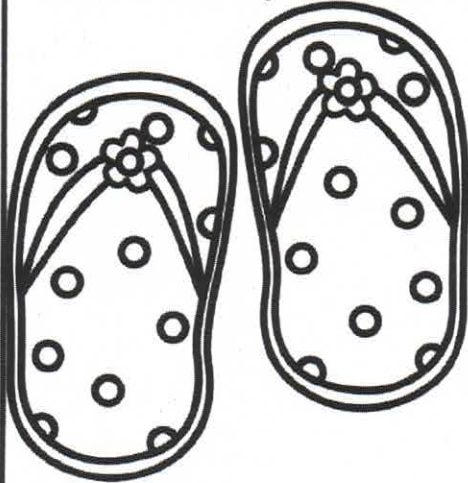
Name _____




Summer Measurement

Directions: Cut out the ruler at the bottom of the page.

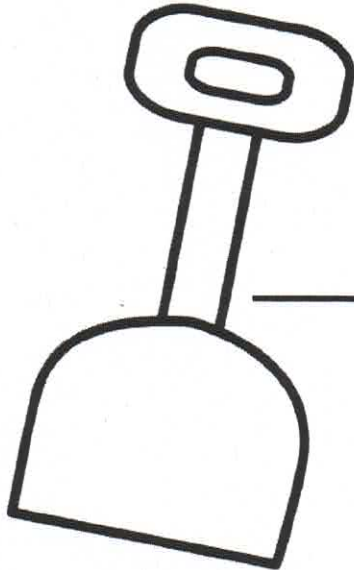
Measure the height of each summer item to the nearest pair of sunglasses and write the answer.



_____ sunglasses




_____ sunglasses




_____ sunglasses



_____ sunglasses

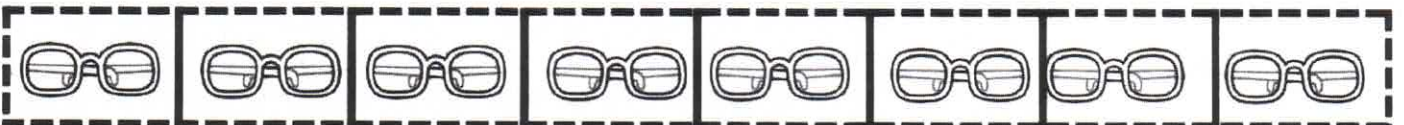


_____ sunglasses



_____ sunglasses






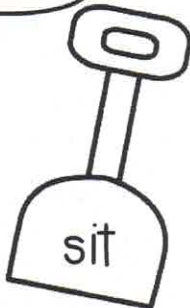


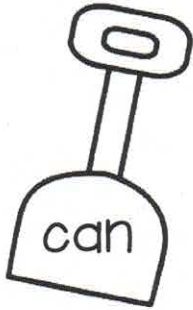


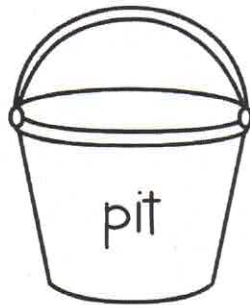

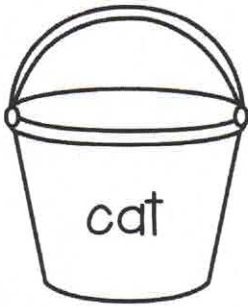
Week 1: Day 3



Name: _____

Bucket of Rhymes

Directions: Read the word on each bucket. Find the shovel with the same word family. Color the the bucket and shovel the same color. Use a different color for each pair of words.









Name: _____



Sweet Sight Words



Directions: Roll a die, read the sight word in the column and trace the word. Continue playing until all sight words have been traced.

| | | | | | |
|---|---|---|--|---|---|
| a | and | away | big | blue | come |
| a | and | away | big | blue | come |
| a | and | away | big | blue | come |
| a | and | away | big | blue | come |
| a | and | away | big | blue | come |
| a | and | away | big | blue | come |
|  |  |  |  |  |  |


Name: _____



Skip Counting cones by 10's



Directions: Skip count by 10's and cut and paste the missing numbers on each ice cream cone from 10 to 100. Color the ice cream cones to make a pattern.



Week 1: Day 4

© Annie Moffatt @ The Moffatt Girls 2014

| | | | | |
|----|----|-----|----|----|
| 30 | 50 | 100 | 20 | 60 |
| 70 | 10 | 90 | 40 | 80 |

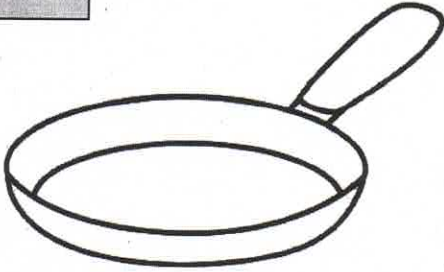
Name: _____

Beginning and Ending Sounds

Directions: Look at each picture and say the name for each picture.

Write the beginning and ending sound in each word

1.




pan

2.



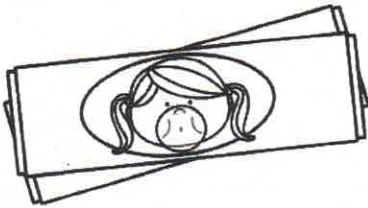
e

3.



o

4.



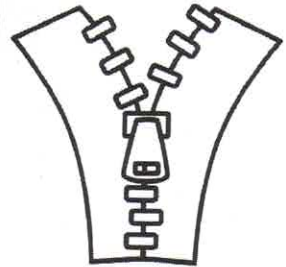
u

5.



a

6.



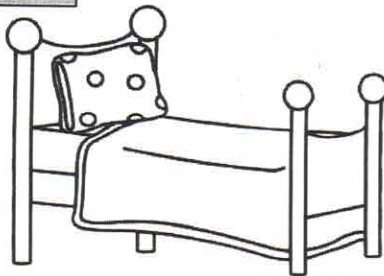
i

7.




e

8.



e

9.




u

Name: _____

Making New Words

CVC Words

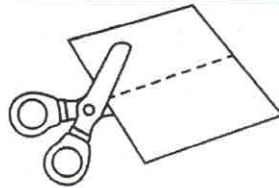


Word


Change it to...

Write the word

nut




sat



men




dot




jam



pup



vet



Name _____



Let's Make 10



Directions: Fill in the number of stars needed to make 10 on each ten frame.

| | |
|---|--|
| ★ | |
| ★ | |
| ★ | |
| | |
| | |

$$\begin{array}{r} 3 \\ + \square \\ \hline 10 \end{array}$$

| | |
|---|--|
| ★ | |
| ★ | |
| | |
| | |
| | |

$$\begin{array}{r} 2 \\ + \square \\ \hline 10 \end{array}$$

| | |
|---|---|
| ★ | ★ |
| ★ | ★ |
| ★ | ★ |
| ★ | ★ |
| ★ | |

$$\begin{array}{r} 9 \\ + \square \\ \hline 10 \end{array}$$

| | |
|---|--|
| ★ | |
| ★ | |
| ★ | |
| ★ | |
| ★ | |

$$\begin{array}{r} 5 \\ + \square \\ \hline 10 \end{array}$$

| | |
|---|---|
| ★ | ★ |
| ★ | ★ |
| ★ | ★ |
| ★ | |
| ★ | |

$$\begin{array}{r} 8 \\ + \square \\ \hline 10 \end{array}$$

| | |
|---|--|
| ★ | |
| | |
| | |
| | |
| | |

$$\begin{array}{r} 1 \\ + \square \\ \hline 10 \end{array}$$

| | |
|---|---|
| ★ | ★ |
| ★ | |
| ★ | |
| ★ | |
| ★ | |

$$\begin{array}{r} 6 \\ + \square \\ \hline 10 \end{array}$$

| | |
|---|--|
| ★ | |
| ★ | |
| ★ | |
| ★ | |
| | |

$$\begin{array}{r} 4 \\ + \square \\ \hline 10 \end{array}$$

| | |
|---|---|
| ★ | ★ |
| ★ | ★ |
| ★ | |
| ★ | |
| ★ | |


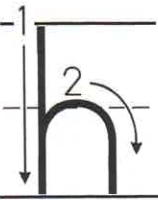
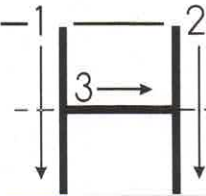
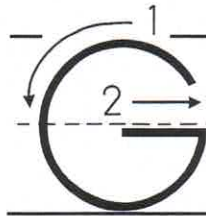
$$\begin{array}{r} 7 \\ + \square \\ \hline 10 \end{array}$$

Name _____

Practice Perfect Penmanship



Directions: Practice writing upper and lowercase letters. Color the pictures.

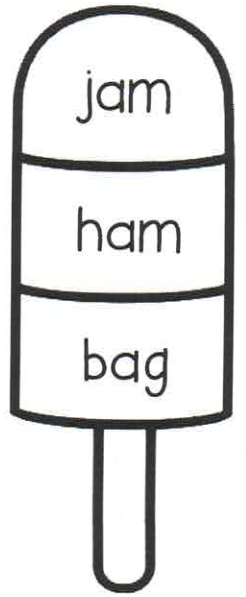
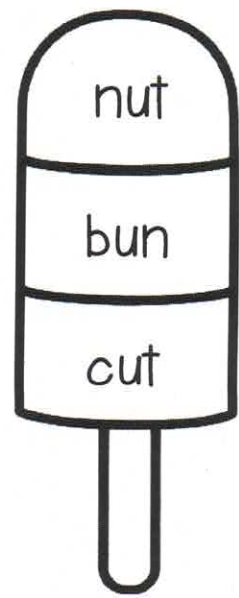


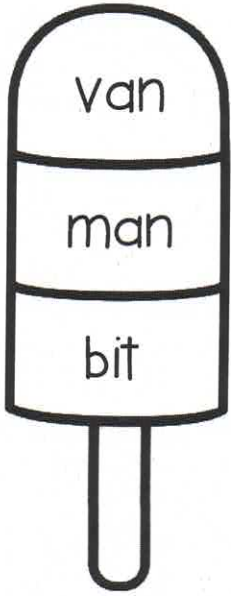
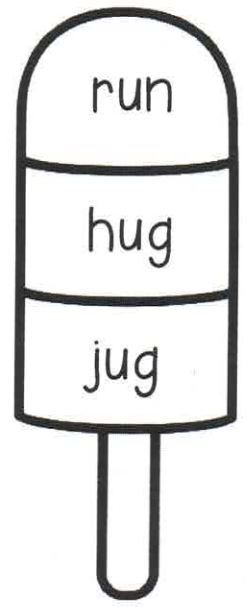
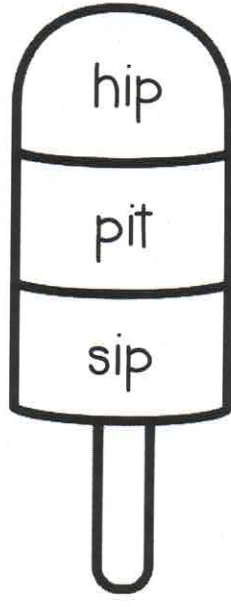
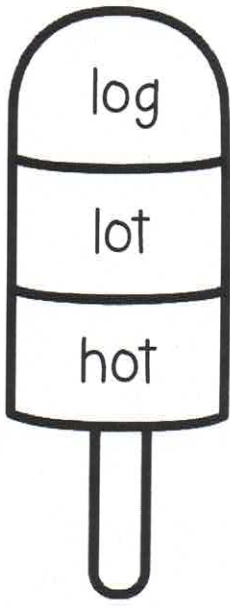
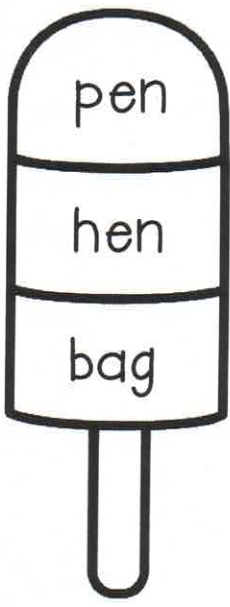
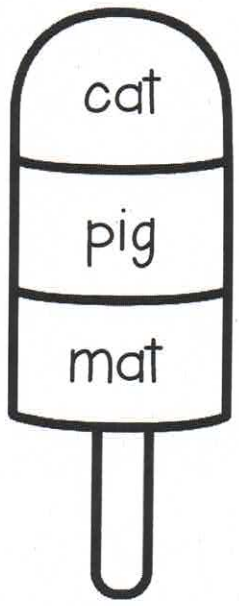


Name: _____



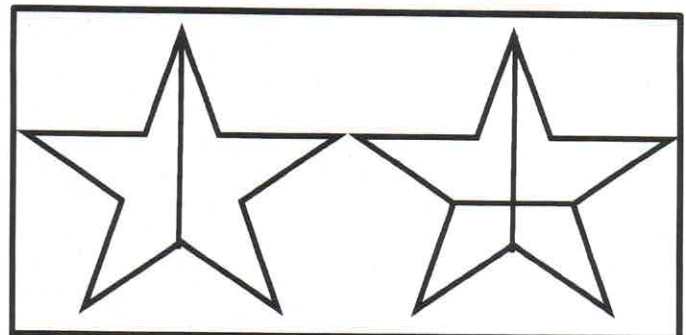
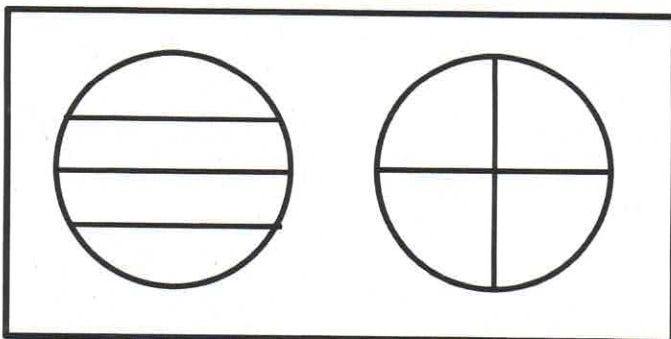
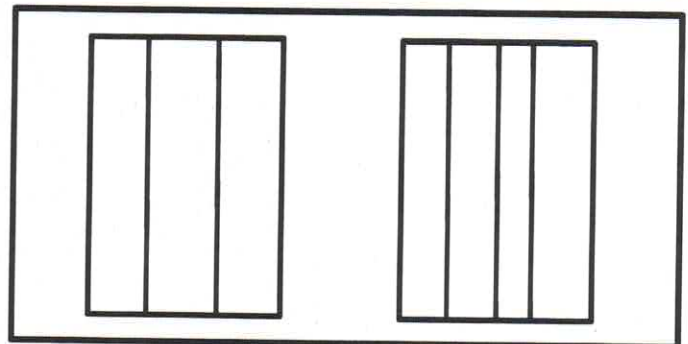



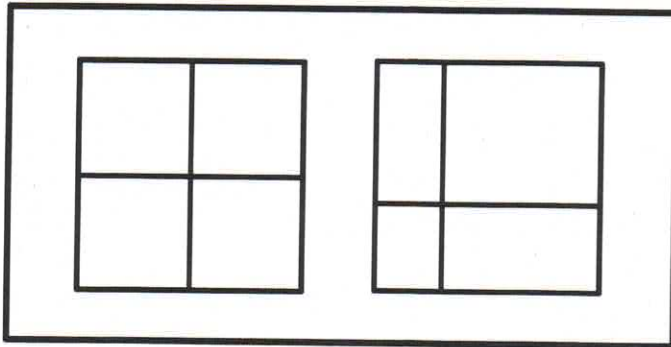

Popsicle Rhymes

Directions: Read the word on each popsicle.
Find and color the two words that rhyme on each popsicle.



Equal or Unequal?

Directions: Look at each set of shapes.
Color the shape that has **equal** parts.





Name: _____

Bubble Gum Addition


Directions: Add the numbers in each bubble.

Draw a line from the bubble to the correct bubble gum kid.


 $2+4$

 $5+1$


 $4+3$



 $8+1$

 $4+4$

 $3+5$


 $5+4$

 $2+5$




Name: _____

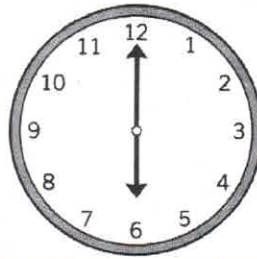
Time by the Hour




Directions: Write the time for each clock.



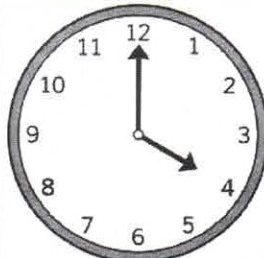
:00




:00



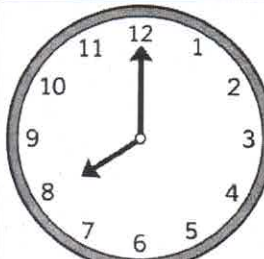
:00




:00




:00



:00




:00



:00




:00




:00

Name: _____






Directions: Finish drawing the picture. Write a sentence about your picture.




Name _____

CVC Word Word Family Word Searches

| | | | |
|---|---|---|---|
| c | s | r | b |
| a | a | a | a |
| t | t | t | t |
| h | a | t | a |



| | | | |
|---|---|---|---|
| p | t | a | s |
| c | o | p | t |
| h | o | p | o |
| v | m | o | p |



| | | | |
|---|---|---|---|
| r | c | a | n |
| a | a | p | f |
| n | p | a | a |
| m | a | n | n |









Name: _____



Sweet Sight Words

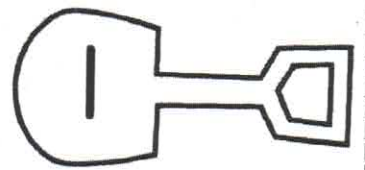
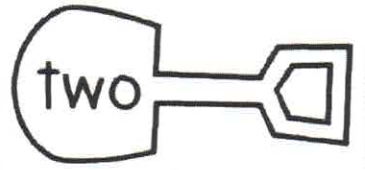
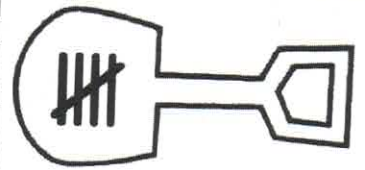
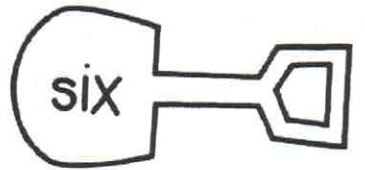
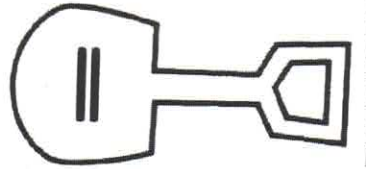
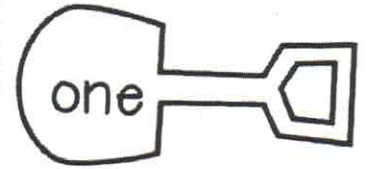
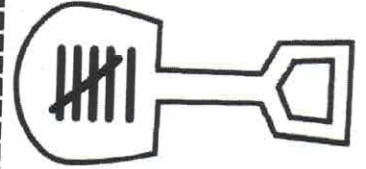








Directions: Roll a die, read the sight word in the column and trace the word or color. Continue playing until all sight words have been traced.

| | | | | | |
|---|---|---|---|---|---|
| down | find | for | funny | go | help |
| down | find | for | funny | go | help |
| down | find | for | funny | go | help |
| down | find | for | funny | go | help |
| down | find | for | funny | go | help |
| down | find | for | funny | go | help |
|  |  |  |  |  |  |

Name _____

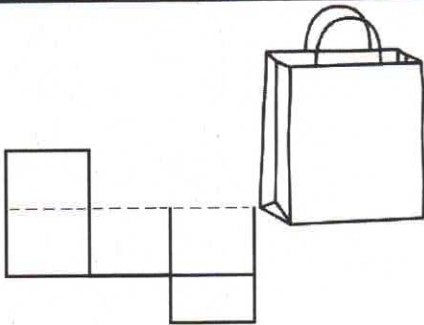
Directions: Cut out shovels and match the tally marks and number words to the correct bucket.



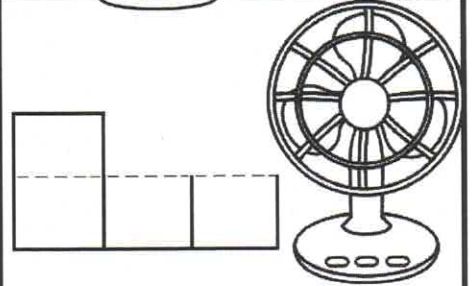
Name: _____

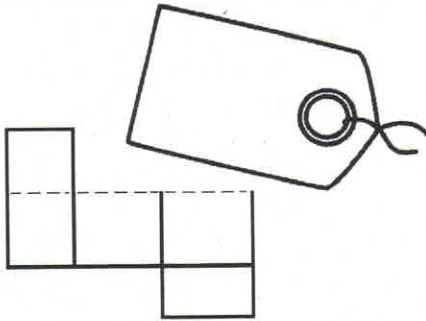
Box Up CVC WORDS

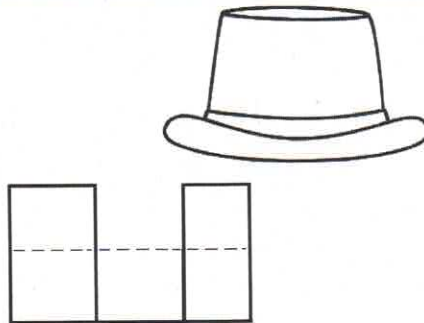
Directions: Say the name for each picture. Write the beginning, middle and ending sound for each word. Color the pictures.

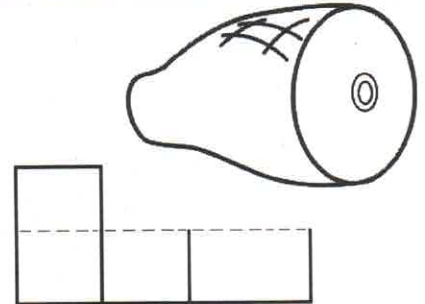








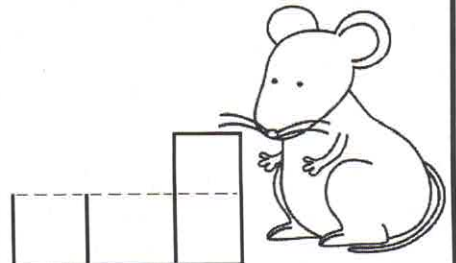










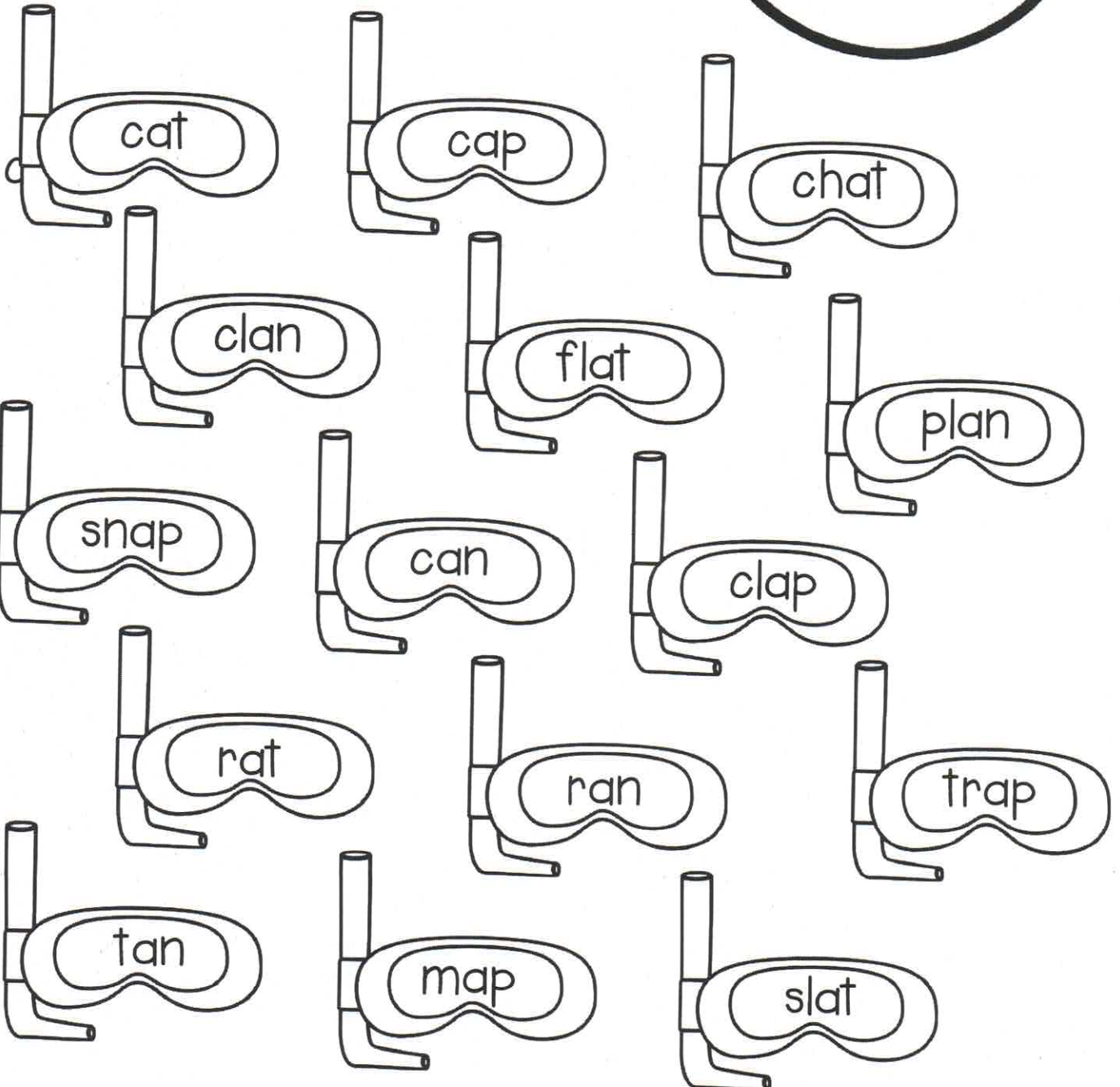
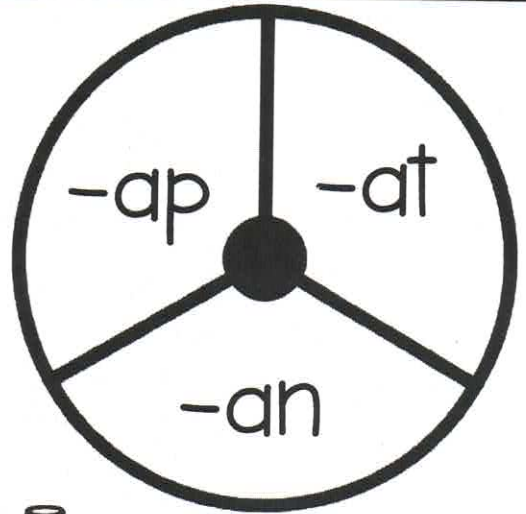


Name: _____

Spin and Color Word Families

(Short a Words)

Directions: Spin the spinner and color a snorkel with the matching word family.



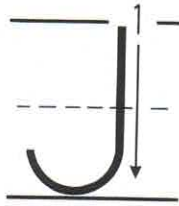

Name _____

Practice Perfect Penmanship



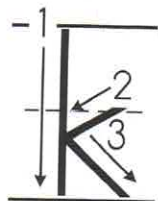
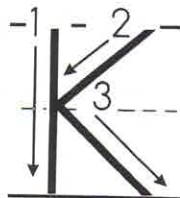
Directions: Practice writing upper and lowercase letters. Color the pictures.

jam



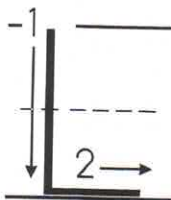
Handwriting practice lines for uppercase J and lowercase j, consisting of three horizontal lines (top, middle dashed, bottom) repeated three times.

king



Handwriting practice lines for uppercase K and lowercase k, consisting of three horizontal lines (top, middle dashed, bottom) repeated three times.


lamp



Handwriting practice lines for uppercase L and lowercase l, consisting of three horizontal lines (top, middle dashed, bottom) repeated three times.

Name _____

Sight Word Scramble



all at black
am ate brown
are be but

Directions: Unscramble the words on each bucket. Write the word on the line. Use the word bank to help you.



utb



eta



lal



rea



ckalb



ta



rbwno



ma



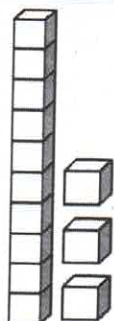
eb

Name: _____

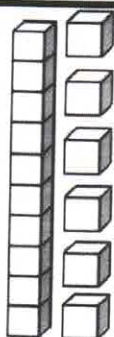
Buckets of Base Ten Blocks



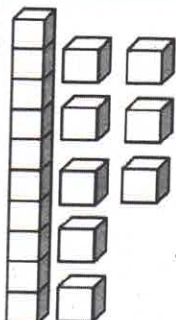
Directions: Count how many base ten blocks are in each group and record your answers. Cut and paste the correct bucket to match the answer.



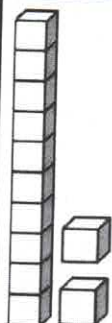

___ tens ___ ones
___ in all



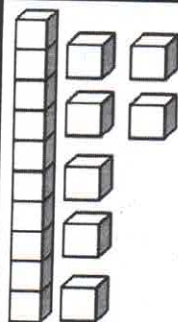
___ tens ___ ones
___ in all



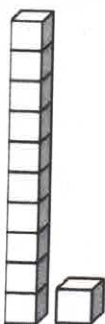
___ tens ___ ones
___ in all



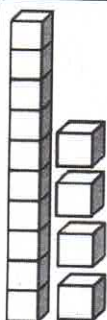
___ tens ___ ones
___ in all



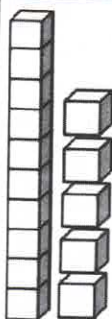
___ tens ___ ones
___ in all




___ tens ___ ones
___ in all



___ tens ___ ones
___ in all




___ tens ___ ones
___ in all



Name: _____

Real or Silly Words

Directions: Say the name on each bucket. Sort real words and silly words into the correct column.



Week 2: Day 5

© Annie Moffatt • The Moffatt Girls 2013

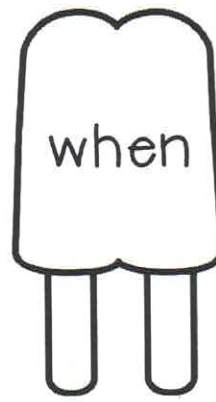
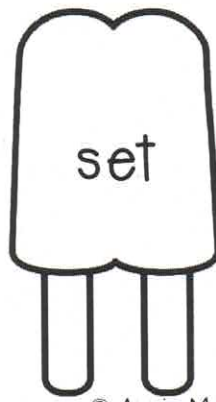
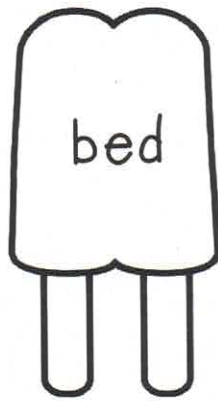

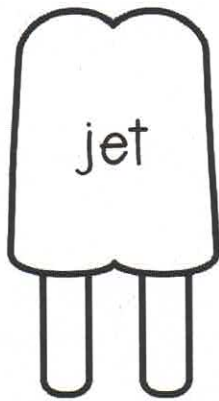

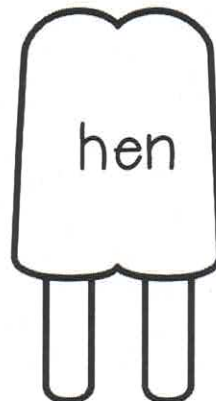


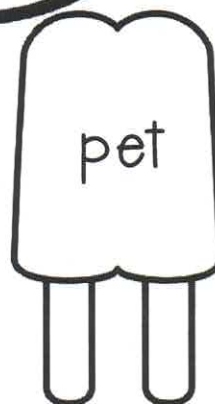

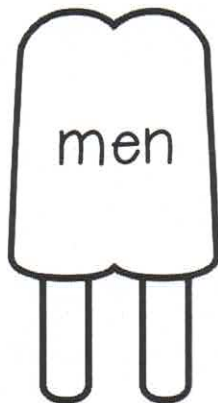
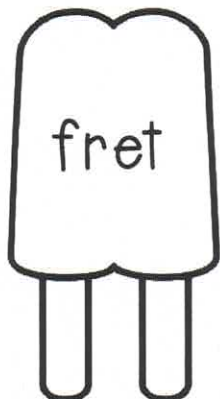
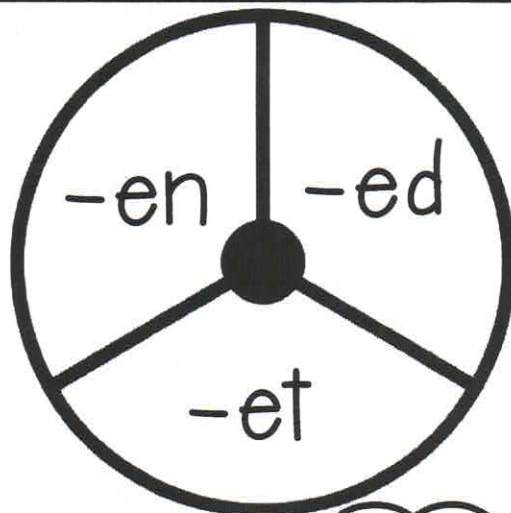
| | | | | | |
|-----|-----|-----|-----|-----|-----|
| bis | pan | dat | net | jog | lig |
| bat | caz | rip | fet | neg | pig |

Name: _____

Spin and Color Word Families



(Short e Words)

Directions: Spin the spinner and color a popsicle with the matching word family.



Name: _____


Directions: Cut out the frog floats and use them to help you solve the subtraction problems.



Sunny Summer Subtraction

Up to 10

| | | | |
|--|---|---|---|
| $\begin{array}{r} 6 \\ - 2 \\ \hline \end{array}$ | $\begin{array}{r} 5 \\ - 3 \\ \hline \end{array}$ | $\begin{array}{r} 7 \\ - 4 \\ \hline \end{array}$ | $\begin{array}{r} 9 \\ - 5 \\ \hline \end{array}$ |
| $\begin{array}{r} 10 \\ - 6 \\ \hline \end{array}$ | $\begin{array}{r} 8 \\ - 5 \\ \hline \end{array}$ | $\begin{array}{r} 6 \\ - 0 \\ \hline \end{array}$ | $\begin{array}{r} 7 \\ - 2 \\ \hline \end{array}$ |
| $\begin{array}{r} 4 \\ - 1 \\ \hline \end{array}$ | $\begin{array}{r} 6 \\ - 4 \\ \hline \end{array}$ | $\begin{array}{r} 7 \\ - 5 \\ \hline \end{array}$ | $\begin{array}{r} 9 \\ - 3 \\ \hline \end{array}$ |



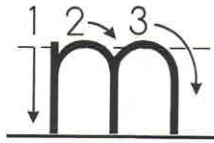
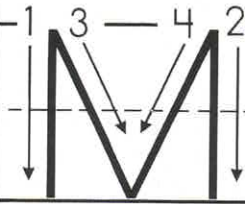
Name _____

Practice Perfect Penmanship

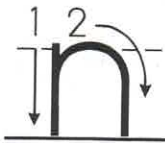
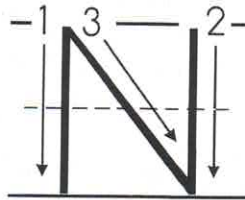


Directions: Practice writing upper and lowercase letters. Color the pictures.

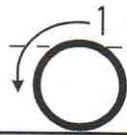
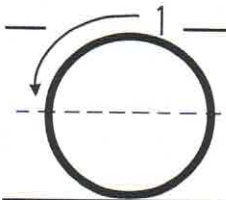
moon



nest

































octopus



Name: _____

Roll, Read and Color a Word Family Word! (CVC Words)

Directions: Roll the die, read a word in the column and color the word.
Continue playing until all CVC words have been read.

| | | | | |
|---|--|--|---|--|
|  |  cat |  hat |  bat |  sat |
|  |  bug |  jug |  hug |  mug |
|  |  bit |  sit |  lit |  kit |
|  |  pin |  bin |  tin |  fin |
|  |  pan |  ran |  fan |  man |
|  |  cap |  tap |  map |  gap |

Name: _____



Sweet Sight Words




Directions: Roll a die, read the sight word in the column and trace the word or color. Continue playing until all sight words have been traced.


| | | | | | |
|------|---|----|----|----|------|
| here | I | in | is | it | jump |
| here | I | in | is | it | jump |
| here | I | in | is | it | jump |
| here | I | in | is | it | jump |
| here | I | in | is | it | jump |
| 1 | 2 | 3 | 4 | 5 | 6 |

Name _____


Ten Frames




Directions: Count the number on each ten frame set. Cut and paste the matching number next to the ten frame.




Paste Here




Paste Here




Paste Here




Paste Here




Paste Here




Paste Here




Paste Here



Paste Here



Paste Here



Paste Here

- 11
- 12
- 13
- 14
- 15
- 16
- 17
- 18
- 19
- 20



Name _____

Real and Nonsense Words!

Directions: Cut out the words, read and sort them onto the correct popsicle.

Real Words

Nonsense Words



nug

bat

nap

bap

rab

jug

lig

pen

hug

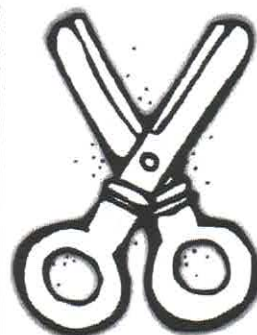
pim

hot

yag


win

dat



Name: _____

Sunny Syllables




Directions: Look at each picture. Count the syllables and paste them in the correct column.



1 Syllable



2 Syllables



3 Syllables

Week 3: Day 2

© Annie Moffatt @ The Moffatt Girls 2014



sun



sunglasses



flippers



popsicle



shovel



lemonade



bucket




umbrella



shell



snorkel



fish




kite

Name: _____

Roll, Add and Color

Directions: Roll 2 dice, add them up and color the picture!













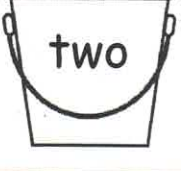



Name: _____

Directions: Read the sight words in each row. Finish the pattern by cutting and pasting the correct sight words for each group.













Buckets of Sight Words

| | | | | | |
|---|---|---|--|--|--|
|  |  |  |  | | |
|  |  |  | | | |
|  |  |  |  | | |
|  |  |  | | | |

©Annie Moffatt @ The Moffatt Girls 2013

Week 3: Day 3

| | | | | |
|---|---|---|--|---|
|  |  |  |  |  |
|  |  |  |  |  |




Name: _____


Long and Short Vowel Lemonade

Directions: Look at the pictures at the bottom of the page.
Cut and paste the ice cubes onto the correct lemonade glass.

Long Vowel Ice Cubes



Short Vowel Ice Cubes



Week 3: Day 3

© Annie Moffatt © The Moffatt Girls 2014

tape



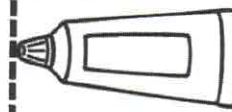
jet



bat



tube



pig



hat



beach



soap



ten



cake




Coins in the Bank

Directions: Use the color code to color the coins in the bank.

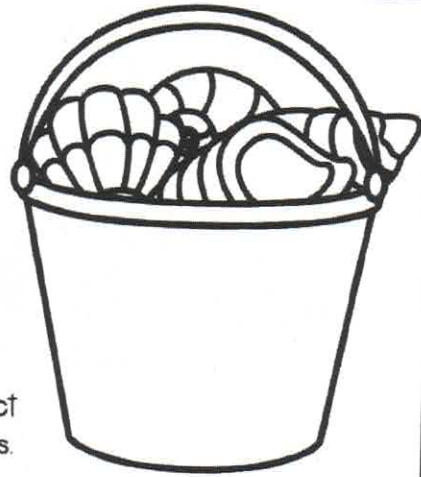
Color the  orange.

Color the  blue.











Name _____

Tally UP Your Shells!




Directions: Count the tally marks. Cut and paste the correct bucket of shells next to the correct number of tally marks.

| | | | |
|---|--------------------------|---|--------------------------|
|  | <input type="checkbox"/> |  | <input type="checkbox"/> |
|  | <input type="checkbox"/> |  | <input type="checkbox"/> |
|  | <input type="checkbox"/> |  | <input type="checkbox"/> |
|  | <input type="checkbox"/> |  | <input type="checkbox"/> |



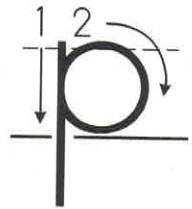
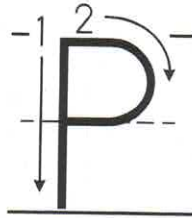
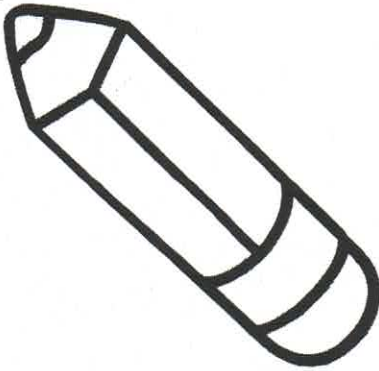
Name _____

Practice Perfect Penmanship



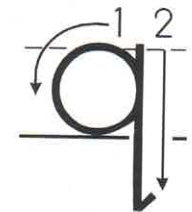
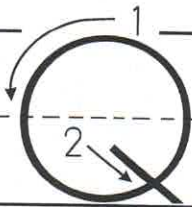

Directions: Practice writing upper and lowercase letters. Color the pictures.

pencil




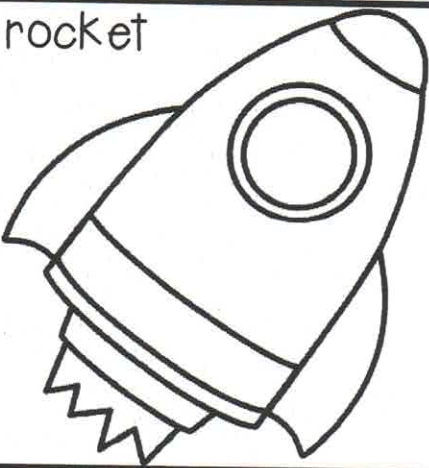
Handwriting practice lines for uppercase P and lowercase p, consisting of three horizontal lines (top, middle-dashed, bottom).

queen



Handwriting practice lines for uppercase Q and lowercase q, consisting of three horizontal lines (top, middle-dashed, bottom).


rocket



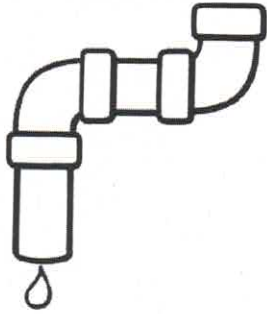
Handwriting practice lines for uppercase R and lowercase r, consisting of three horizontal lines (top, middle-dashed, bottom).

Name _____

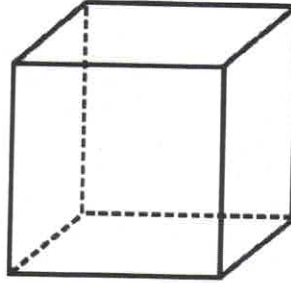
Sunny Silent e Words




Directions: Cut and paste the correct CVCe postage to help mail the letter. Color the picture.



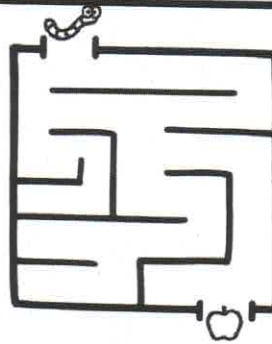
paste
stamp
here



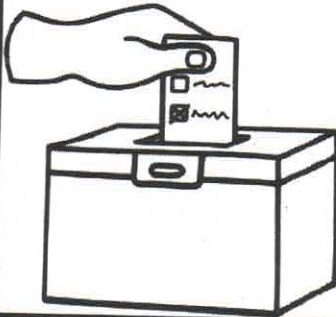
paste
stamp
here



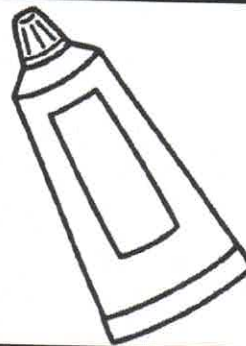
paste
stamp
here



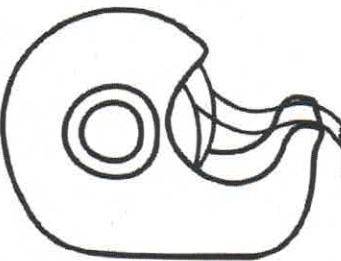
paste
stamp
here



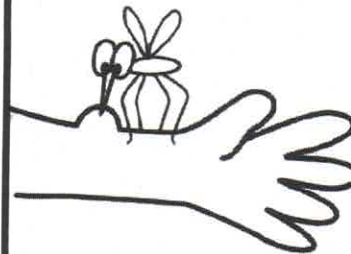
paste
stamp
here



paste
stamp
here



paste
stamp
here



paste
stamp
here

maze

vote

tape

pipe

bite

tube

cube

cone

Name _____

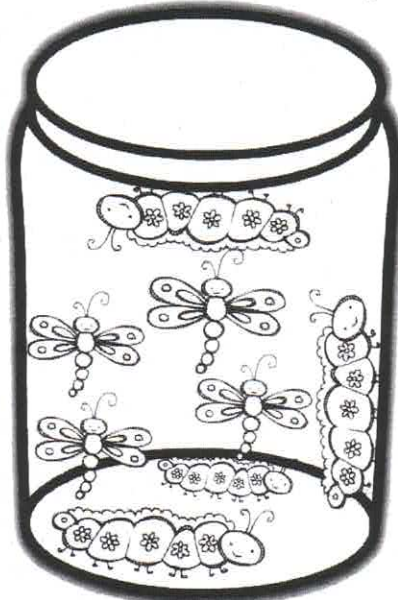
Buggy Addition



Directions: Count and color the bugs in each jar.
Write an addition sentence for each jar of bugs.



+ =



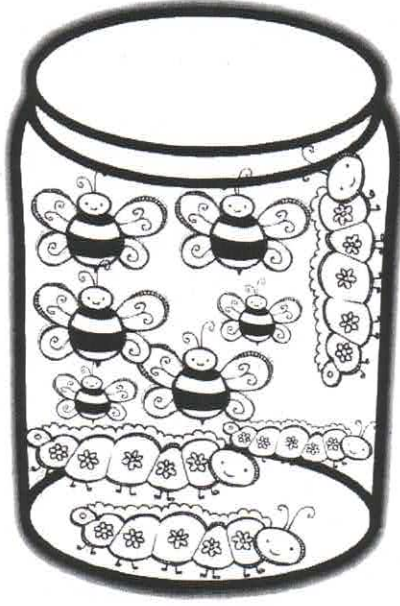
+ =



+ =



+ =



+ =
















+ =

Name: _____


Roll, Read and Color a Word Family Word! (CVC Words)

Directions: Roll the die, read a word in the column and color the word.
Continue playing until all CVC words have been read.




Name _____

Sight Word Scramble




came did do
eat four get
good have he

Directions: Unscramble the words on each bucket. Write the word on the line. Use the word bank to help you.






















Name _____

Sight Word Scramble



came did do
eat four get
good have he

Directions: Unscramble the words on each bucket. Write the word on the line. Use the word bank to help you.




tge



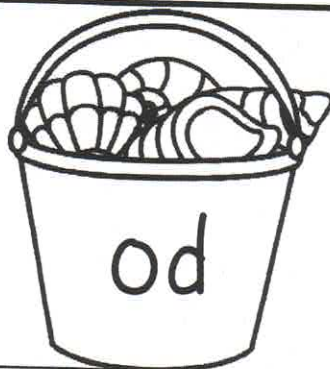
tæe



vhea



ddi



od



dogo



ofur



eh



mace

Name: _____

Bubble Gum Subtraction

Directions: Subtract the numbers in each bubble.

Draw a line from the bubble to the correct bubble gum kid.



$8-1$



$10-1$



$7-0$



$9-4$



$8-2$





$9-3$



$7-2$




$9-0$

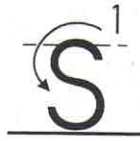
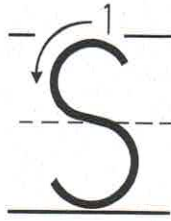



Name _____

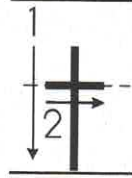
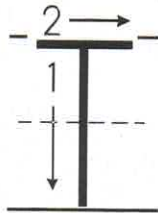

Practice Perfect Penmanship



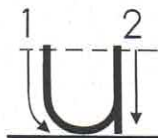
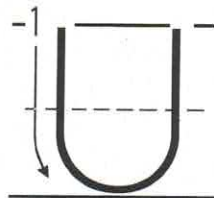
Directions: Practice writing upper and lowercase letters. Color the pictures.



Handwriting practice lines for uppercase S and lowercase s, consisting of solid top and bottom lines with a dashed middle line.



Handwriting practice lines for uppercase T and lowercase t, consisting of solid top and bottom lines with a dashed middle line.



Handwriting practice lines for uppercase U and lowercase u, consisting of solid top and bottom lines with a dashed middle line.

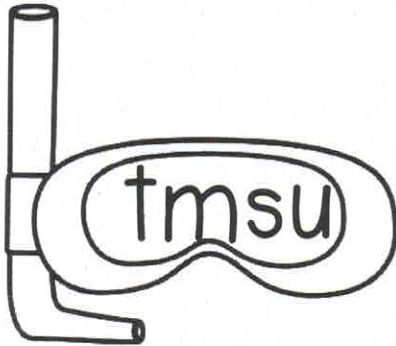
Name _____


Sight Word Scramble





into like must
new no now
on our out

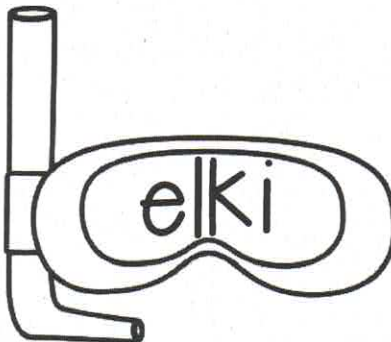
Directions: Unscramble the words on each snorkel. Write the word on the line. Use the word bank to help you.




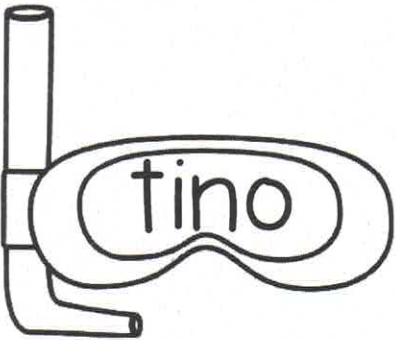
















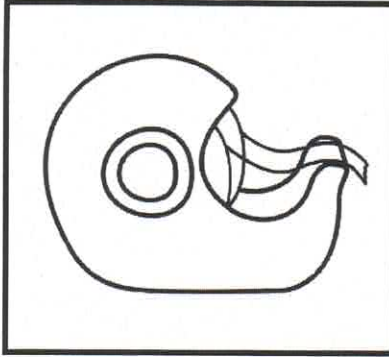









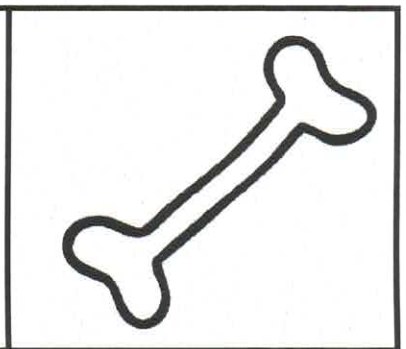


Name: _____

Silent e Words

Directions: Say the name for each picture. Use the silent e pattern on the ice cream to help you write the word. Read the words and color the pictures.







Coins in the Bank

Directions: Use the color code to color the coins in the bank.

Color the  green.

Color the  red.




Name: _____

Beginning Blends




Directions: Look at each picture and say the word. Listen for the *beginning* blend.
Write the missing letters and color the picture.

1.




____ ocks

2.




____ own

3.



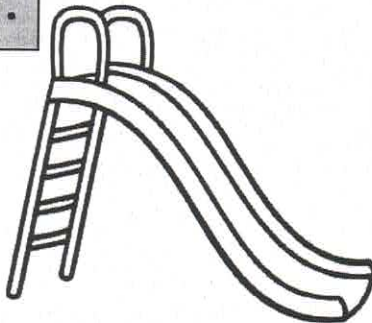
____ apes

4.



____ ane

5.



____ ide

6.



____ amp

7.



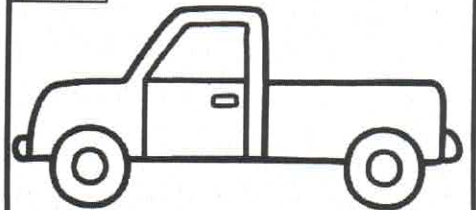
____ ake

8.



____ ant

9.



____ uck

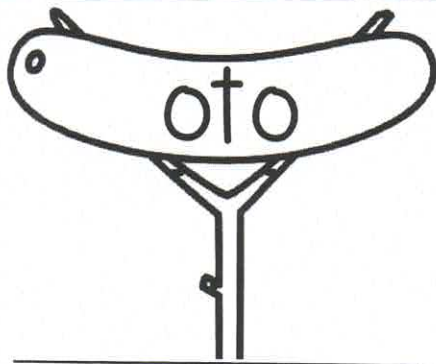
Name _____


Sight Word Scramble





that there they
this too under
want was well

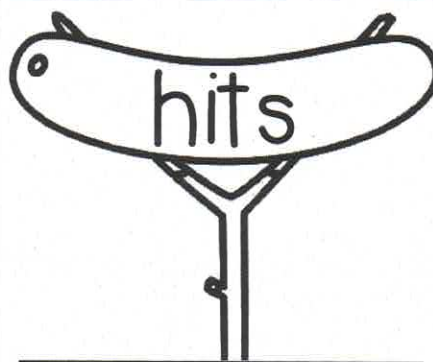
Directions: Unscramble the words on each hotdog. Write the word on the line. Use the word bank to help you.



















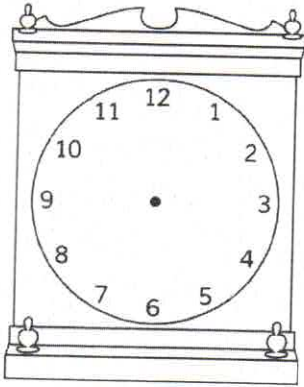




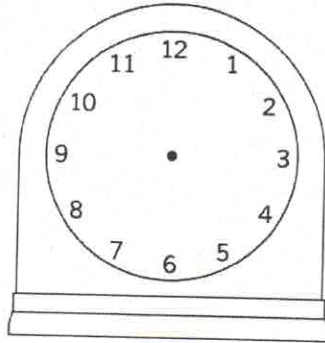
Name _____

Show Me the Time


Directions: Read the time below each clock. Draw the clock hands to show the correct time.



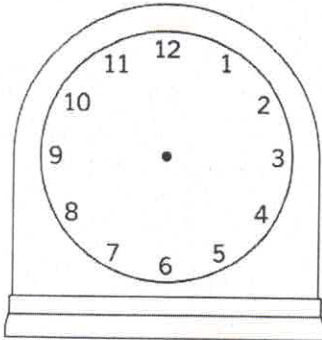
6:00



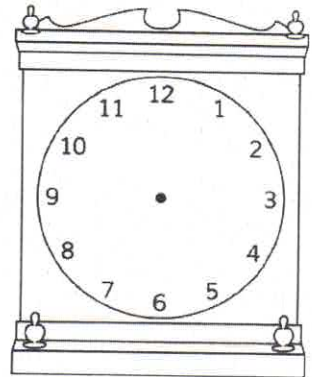
10:00




3:00



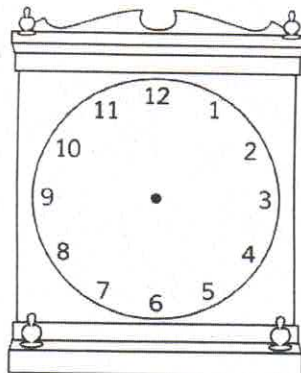
7:00



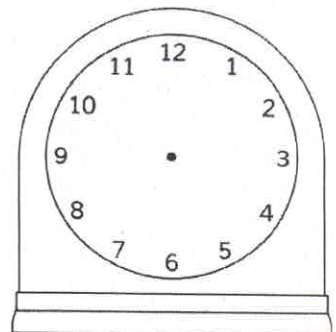
9:00



1:00




4:00



2:00

Name: _____



Sweet Sight Words



Directions: Roll a die, read the sight word in the column and trace the word or color. Continue playing until all sight words have been traced.





| | | | | | |
|--------|------|------|----|----|-----|
| little | look | make | me | my | not |
|--------|------|------|----|----|-----|

| | | | | | |
|--------|------|------|----|----|-----|
| little | look | make | me | my | not |
|--------|------|------|----|----|-----|

| | | | | | |
|--------|------|------|----|----|-----|
| little | look | make | me | my | not |
|--------|------|------|----|----|-----|

| | | | | | |
|--------|------|------|----|----|-----|
| little | look | make | me | my | not |
|--------|------|------|----|----|-----|

| | | | | | |
|--------|------|------|----|----|-----|
| little | look | make | me | my | not |
|--------|------|------|----|----|-----|




Name _____

Sentence Building I

Directions: Cut out the words at the bottom of the page. Shuffle the words to make a complete sentence. Paste the words in the boxes and write the sentence on the line.

Color the picture.



© Annie Moffatt @ The Moffatt Girls 2014

| | | | | |
|--|--|--|--|--|
| | | | | |
|--|--|--|--|--|

Week 4: Day 3


| | | | | |
|--------|--------|-----|-------|----|
| splash | water. | the | Let's | in |
|--------|--------|-----|-------|----|

Name: _____

Crabby

Ten-Frames (up to 20)

Directions: Color the ten frames to match each bucket.



| | | | | |
|--|--|--|--|--|
| | | | | |
| | | | | |
| | | | | |
| | | | | |



| | | | | |
|--|--|--|--|--|
| | | | | |
| | | | | |
| | | | | |
| | | | | |



| | | | | |
|--|--|--|--|--|
| | | | | |
| | | | | |
| | | | | |
| | | | | |



| | | | | |
|--|--|--|--|--|
| | | | | |
| | | | | |
| | | | | |
| | | | | |



| | | | | |
|--|--|--|--|--|
| | | | | |
| | | | | |
| | | | | |
| | | | | |



| | | | | |
|--|--|--|--|--|
| | | | | |
| | | | | |
| | | | | |
| | | | | |



| | | | | |
|--|--|--|--|--|
| | | | | |
| | | | | |
| | | | | |
| | | | | |




| | | | | |
|--|--|--|--|--|
| | | | | |
| | | | | |
| | | | | |
| | | | | |

Name: _____

Swim into Addition!

Solve the math problems.



$$\begin{array}{r} 4 \\ + 3 \\ \hline \end{array}$$

$$\begin{array}{r} 5 \\ + 1 \\ \hline \end{array}$$

$$\begin{array}{r} 6 \\ + 3 \\ \hline \end{array}$$

$$\begin{array}{r} 7 \\ + 2 \\ \hline \end{array}$$

$$\begin{array}{r} 3 \\ + 3 \\ \hline \end{array}$$

$$\begin{array}{r} 1 \\ + 9 \\ \hline \end{array}$$

$$\begin{array}{r} 8 \\ + 2 \\ \hline \end{array}$$

$$\begin{array}{r} 4 \\ + 5 \\ \hline \end{array}$$

$$\begin{array}{r} 2 \\ + 5 \\ \hline \end{array}$$


$$\begin{array}{r} 1 \\ + 7 \\ \hline \end{array}$$

$$\begin{array}{r} 4 \\ + 4 \\ \hline \end{array}$$

$$\begin{array}{r} 2 \\ + 6 \\ \hline \end{array}$$


$$\begin{array}{r} 5 \\ + 3 \\ \hline \end{array}$$

$$\begin{array}{r} 10 \\ + 0 \\ \hline \end{array}$$



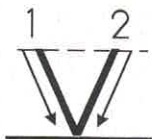
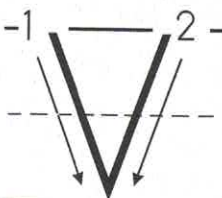

Name _____

Practice Perfect Penmanship

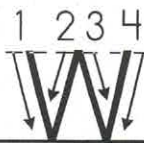
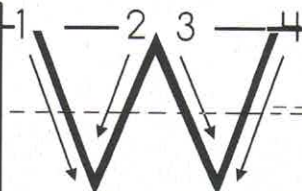



Directions: Practice writing upper and lowercase letters. Color the pictures.

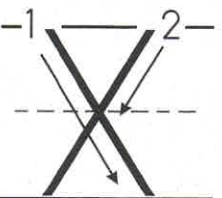
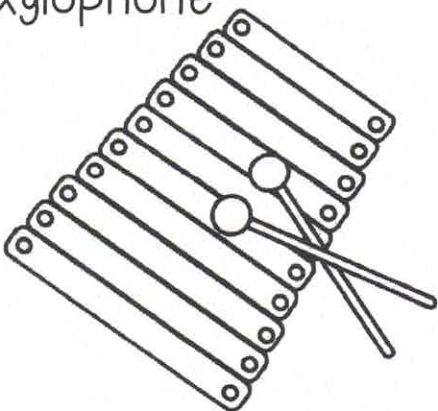
Vacuum



wagon




xylophone




Name: _____

Beginning Digraphs

Directions: Look at each picture and say the word. Listen for the *beginning* digraph. Write the missing letters and color the picture.




1.



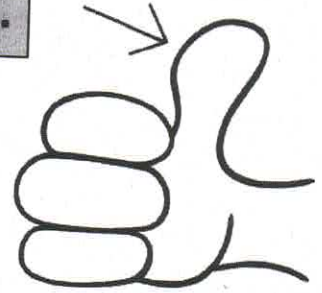
_____ eese

2.




_____ ark

3.




_____ umb

4.



_____ erry

5.




_____ istle

6.



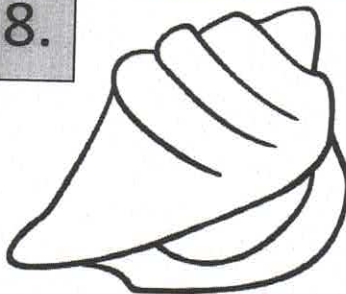
_____ air

7.




_____ orn

8.



_____ ell

9.









_____ ale

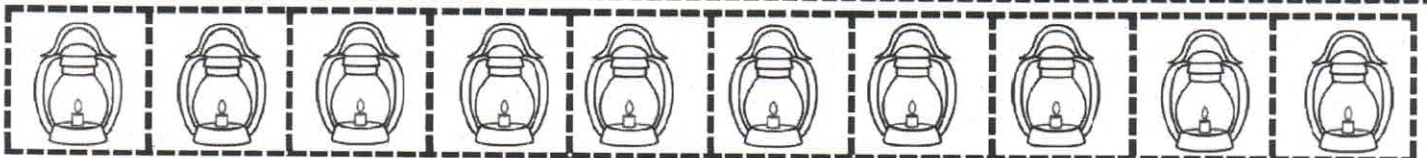
Name _____

Roll, Add and Solve

Directions: Roll a die. Solve a math problem in the column with the number you rolled. Play until all problems have been solved. Cut out the manipulatives at the bottom of the page to help to help you solve the problems.









| | | | | | |
|---|---|---|---|---|---|
| $\begin{array}{r} 2 \\ + 3 \\ \hline \end{array}$ | $\begin{array}{r} 4 \\ + 1 \\ \hline \end{array}$ | $\begin{array}{r} 5 \\ + 0 \\ \hline \end{array}$ | $\begin{array}{r} 4 \\ + 2 \\ \hline \end{array}$ | $\begin{array}{r} 8 \\ + 1 \\ \hline \end{array}$ | $\begin{array}{r} 3 \\ + 3 \\ \hline \end{array}$ |
| $\begin{array}{r} 7 \\ + 3 \\ \hline \end{array}$ | $\begin{array}{r} 2 \\ + 6 \\ \hline \end{array}$ | $\begin{array}{r} 5 \\ + 1 \\ \hline \end{array}$ | $\begin{array}{r} 4 \\ + 0 \\ \hline \end{array}$ | $\begin{array}{r} 8 \\ + 2 \\ \hline \end{array}$ | $\begin{array}{r} 4 \\ + 3 \\ \hline \end{array}$ |
| $\begin{array}{r} 3 \\ + 5 \\ \hline \end{array}$ | $\begin{array}{r} 5 \\ + 3 \\ \hline \end{array}$ | $\begin{array}{r} 2 \\ + 4 \\ \hline \end{array}$ | $\begin{array}{r} 1 \\ + 6 \\ \hline \end{array}$ | $\begin{array}{r} 5 \\ + 5 \\ \hline \end{array}$ | $\begin{array}{r} 3 \\ + 2 \\ \hline \end{array}$ |
| $\begin{array}{r} 5 \\ + 4 \\ \hline \end{array}$ | $\begin{array}{r} 6 \\ + 4 \\ \hline \end{array}$ | $\begin{array}{r} 1 \\ + 1 \\ \hline \end{array}$ | $\begin{array}{r} 1 \\ + 3 \\ \hline \end{array}$ | $\begin{array}{r} 3 \\ + 6 \\ \hline \end{array}$ | $\begin{array}{r} 2 \\ + 5 \\ \hline \end{array}$ |
| $\begin{array}{r} 0 \\ + 0 \\ \hline \end{array}$ | $\begin{array}{r} 0 \\ + 6 \\ \hline \end{array}$ | $\begin{array}{r} 7 \\ + 0 \\ \hline \end{array}$ | $\begin{array}{r} 0 \\ + 9 \\ \hline \end{array}$ | $\begin{array}{r} 10 \\ + 0 \\ \hline \end{array}$ | $\begin{array}{r} 2 \\ + 0 \\ \hline \end{array}$ |
|  |  |  |  |  |  |




Name: _____

Splashes of Color

Directions: Color each water drop the correct color.



Name _____



Summer Time Subtraction

Directions: Add to find the difference.

$$\begin{array}{r} 7 \\ - 3 \\ \hline \end{array}$$

$$\begin{array}{r} 7 \\ - 6 \\ \hline \end{array}$$

$$\begin{array}{r} 5 \\ - 5 \\ \hline \end{array}$$

$$\begin{array}{r} 9 \\ - 3 \\ \hline \end{array}$$

$$\begin{array}{r} 8 \\ - 4 \\ \hline \end{array}$$

$$\begin{array}{r} 9 \\ - 6 \\ \hline \end{array}$$

$$\begin{array}{r} 6 \\ - 5 \\ \hline \end{array}$$

$$\begin{array}{r} 6 \\ - 4 \\ \hline \end{array}$$

$$\begin{array}{r} 7 \\ - 5 \\ \hline \end{array}$$

$$\begin{array}{r} 6 \\ - 3 \\ \hline \end{array}$$




Name: _____



= 1¢

Summer Shopping



Directions: Count the coins and answer the questions.

© Annie Moffatt @ The Moffatt Girls 2013

| | | |
|----------------------|-----------------------|---------------------|
| <p>bucket 9¢</p> | <p>flip flops 12¢</p> | <p>shovel 5¢</p> |
| <p>sunglasses 6¢</p> | <p>snorkel 7¢</p> | <p>flippers 15¢</p> |

_____ ¢

Can you buy the shovel?

yes
no

_____ ¢

Can you buy the flip flops?

yes
no

_____ ¢

Can you buy the flippers?

yes
no

_____ ¢

Can you buy the bucket?

yes
no

_____ ¢

Can you buy the sunglasses and snorkel?

yes
no

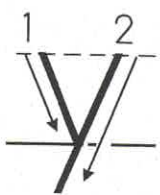
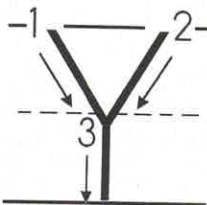

Name _____

Practice Perfect Penmanship



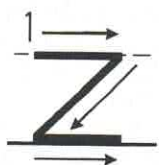
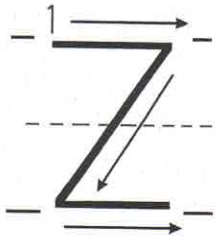
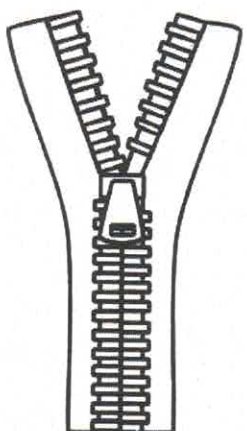
Directions: Practice writing upper and lowercase letters. Color the pictures.

yarn



Handwriting practice lines for uppercase Y and lowercase y, including solid top and bottom lines and a dashed middle line.

zipper



Handwriting practice lines for uppercase Z and lowercase z, including solid top and bottom lines and a dashed middle line.

Write the alphabet from A-Z on the lines below.











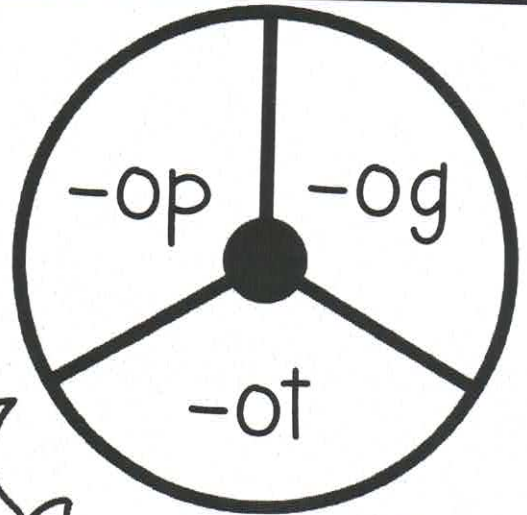
Blank handwriting practice lines for writing the alphabet from A-Z.

Name: _____

Spin and Color Word Families

(Short o Words)

Directions: Spin the spinner and color a campfire with the matching word family.




Name _____

Sentence Building II

Directions: Cut out the words at the bottom of the page. Shuffle the words to make a complete sentence. Paste the words in the boxes and write the sentence on the line.

Color the picture.



© Annie Moffatt @ The Moffatt Girls 2014

| | | | | |
|--|--|--|--|--|
| | | | | |
|--|--|--|--|--|

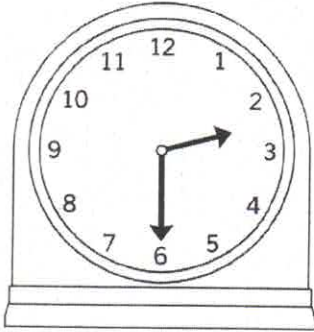
Week 5: Day 1

| | | | | |
|----|-----|------|------|-----|
| me | Can | hear | now? | you |
|----|-----|------|------|-----|


Name _____

Time to SWIM!


Directions: Write the time underneath the clock.



____ : ____



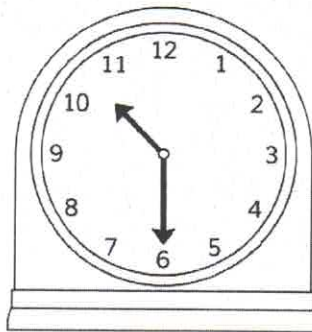
____ : ____



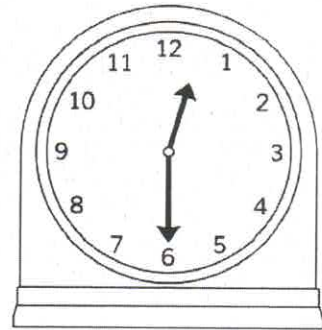
____ : ____




____ : ____



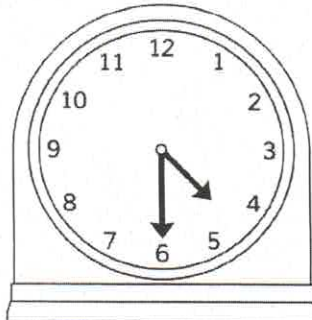
____ : ____




____ : ____



____ : ____




____ : ____



____ : ____







Name: _____



Sweet Sight Words



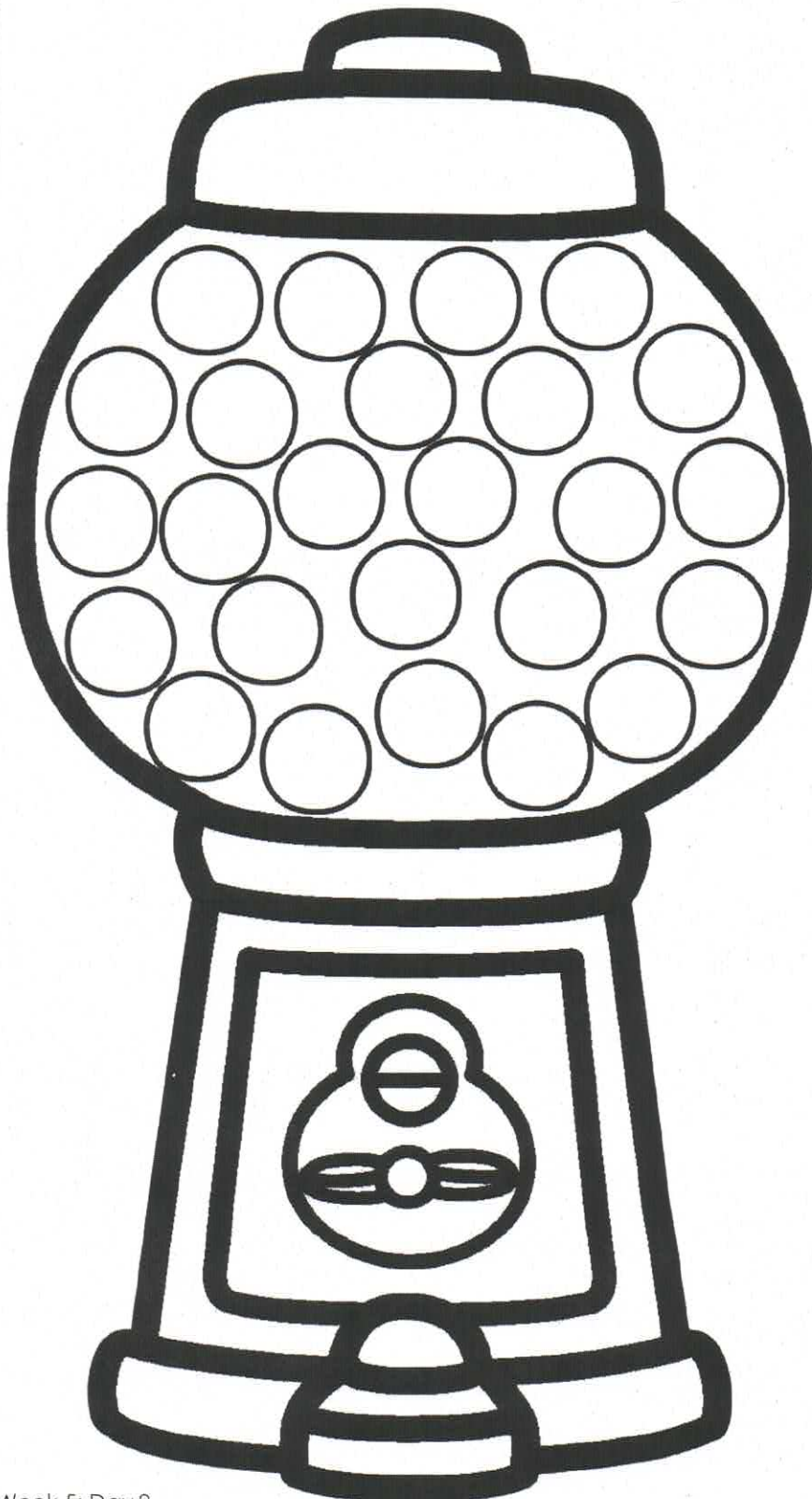
Directions: Roll a die, read the sight word in the column and trace the word or color. Continue playing until all sight words have been traced.

| | | | | | |
|---|---|---|---|---|---|
| one | play | red | run | said | see |
| one | play | red | run | said | see |
| one | play | red | run | said | see |
| one | play | red | run | said | see |
| one | play | red | run | said | see |
| one | play | red | run | said | see |
|  |  |  |  |  |  |

Name: _____


Colorful Gumballs!

Directions: Color the correct number of gumballs according to the color code.



Color Code:

- Color 3 gumballs red
- Color 6 gumballs pink
- Color 4 gumballs yellow
- Color 5 gumballs green
- Color 2 gumballs purple
- Color 1 gumball orange
- Color 4 gumballs blue



Name _____

Summer Time Addition



Directions: Add to find the sum.

$$\begin{array}{r} 4 \\ + 2 \\ \hline \end{array}$$

$$\begin{array}{r} 7 \\ + 3 \\ \hline \end{array}$$

$$\begin{array}{r} 6 \\ + 3 \\ \hline \end{array}$$

$$\begin{array}{r} 3 \\ + 4 \\ \hline \end{array}$$

$$\begin{array}{r} 2 \\ + 4 \\ \hline \end{array}$$

$$\begin{array}{r} 8 \\ + 0 \\ \hline \end{array}$$

$$\begin{array}{r} 10 \\ + 0 \\ \hline \end{array}$$

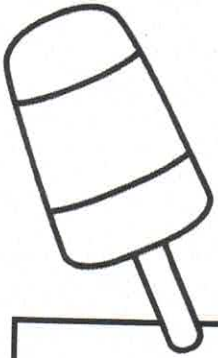
$$\begin{array}{r} 4 \\ + 5 \\ \hline \end{array}$$

$$\begin{array}{r} 6 \\ + 2 \\ \hline \end{array}$$

$$\begin{array}{r} 7 \\ + 1 \\ \hline \end{array}$$









Name: _____



Roll a Word Family



Directions: Roll a die, read a word family word in the column and trace or color the word. Continue playing until all words have been traced.

| | | | | | |
|---|---|---|---|---|---|
| rat | ten | dig | mop | fun | tan |
| mat | men | wig | top | bun | ran |
| hat | hen | big | pop | run | man |
| bat | pen | pig | hop | sun | fan |
| -at family | -en family | -ig family | -op family | -un family | -an family |
|  |  |  |  |  |  |

Name _____



SUMMER Addition WORD PROBLEMS



Directions: Read the word problems and draw a picture to help solve it.
Write a number sentence and make tally marks for the answer.

Kate had 5 shells. She found 3 more shells. How many shells does she have in all?

DRAW IT:

_____ + _____ = _____

TALLY:



Dan saw 4 yellow starfish. John saw 5 red starfish. How many starfish did they see altogether?

DRAW IT:

_____ + _____ = _____

TALLY:



Ann brought 2 beach balls to the beach. Jan brought 4 beach balls. How many beach balls do they have altogether?

DRAW IT:

_____ + _____ = _____

TALLY:




Jim caught 3 fish on Friday. He caught 7 fish on Saturday. How many fish did he catch in all?


DRAW IT:

_____ + _____ = _____


TALLY:



Name: _____



Roll, Add and Color




Directions: Roll 2 dice, add them up and color the picture!



Name: _____

Read and Color




Directions: Read the sentence in each box and color the picture to match the sentence.

1.




The bucket is yellow.
The crab is red.

2.



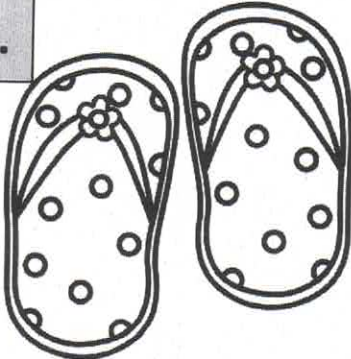
The sun is hot.
The sun is yellow

3.



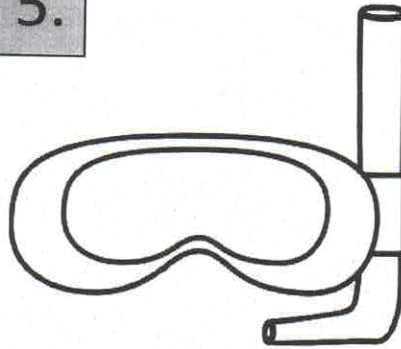
The top sunglasses
are blue. The bottom
sunglasses are red.

4.




The flip flops are
green and pink.

5.



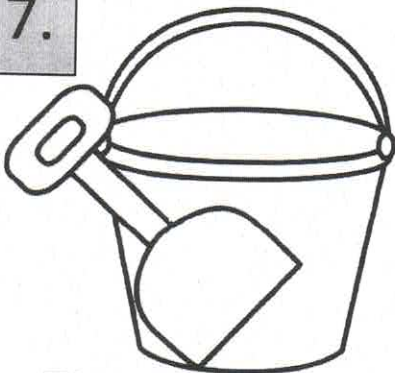
The snorkel is orange
and blue.

6.



The lemonade is cold.
The lemonade is yellow.

7.




The bucket is red.
The shovel is green.

8.



One flipper is black.
One flipper is purple.

9.




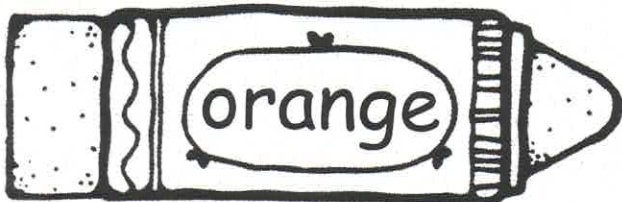





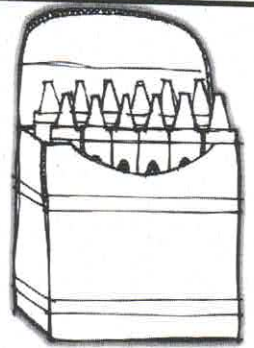



The cups are yellow
and orange.

Name _____

Colorful Crayons

Directions: Read the color words and color the crayon that color.










Name _____




Sunny Numbers

Directions: Trace the numbers from 1-30 in each sun.









Name: _____



Sweet Sight Words



Directions: Roll a die, read the sight word in the column and trace the word or color. Continue playing until all sight words have been traced.

| | | | | | |
|---|---|---|---|---|---|
| the | to | two | up | we | you |
| the | to | two | up | we | you |
| the | to | two | up | we | you |
| the | to | two | up | we | you |
| the | to | two | up | we | you |
| the | to | two | up | we | you |
|  |  |  |  |  |  |







Name: _____

Missing

Numbers in the Teens



Directions: Write the missing number for each set of buckets.




Name: _____



Skip Counting POPSICLES by 5's



Directions: Skip count by 5's and write the missing numbers on each popsicle from 5 to 100. Color the popsicles to make a pattern.



Name _____

Sentence Building III

Directions: Cut out the words at the bottom of the page. Shuffle the words to make a complete sentence. Paste the words in the boxes and write the sentence on the line.

Color the picture.



© Annie Moffatt @ The Moffatt Girls 2014

| | | | | |
|--|--|--|--|--|
| | | | | |
|--|--|--|--|--|

Week 6: Day 1


| | | | | |
|------|------|-----------|-----|----|
| want | some | lemonade? | you | Do |
|------|------|-----------|-----|----|

Name _____

© Arnie Moffatt @ The Moffatt Girls 2014












Sunny Ten Frames Make a Match



(11-20)

Directions: Look at the number on each sun.
Cut and paste the correct ten frame to match the number.



Week 6: Day 1

| | | | | |
|--|--|--|--|--|
| | | | | |
| | | | | |

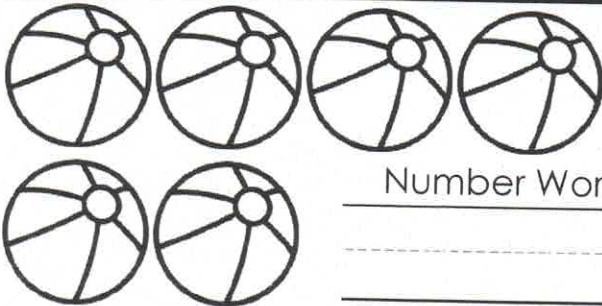
Name: _____

Number Words

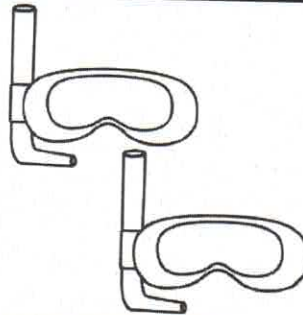


one three six five


eight two four seven




Number Word:




Number Word:




Number Word:




Number Word:




Number Word:



Number Word:



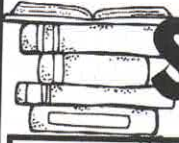
Number Word:



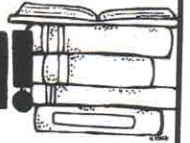
Number Word:

Name _____

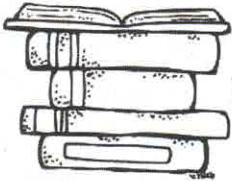
Directions: Read each sentence. Cut and paste the correct punctuation mark after each sentence.




Summer Reading is FUN!



I like to read books



What is your favorite book



This is a funny story



What is your favorite part



Does your mom like to read



I like the library

Week 6: Day 2



©Annie Moffatt @ The Moffatt Girls 2013

| | | | | | |
|---|---|---|---|---|---|
| . | . | . | ? | ? | ? |
|---|---|---|---|---|---|

Name _____


Spin a Number Word!

Directions: Use a pencil and paperclip to spin a number word. Color a matching bucket with the number on it. Play until all buckets have been colored.



Roll a Math Problem!


Directions: Roll the die and find the sum for a math problem.
Continue playing until all problems have been solved.



$2+4=$

$8+0=$


$5+2=$



$6+3=$

$3+3=$


$4+4=$



$2+6=$

$7+2=$


$1+2=$



$2+8=$

$6+2=$


$4+3=$



$6+0=$

$4+2=$

$5+3=$




$8+2=$

$3+1=$

$2+7=$

Name: _____

Read and Draw



Directions: Read the sentence in each box and draw a picture to match the sentence.

1.

I have three cats.

2.

My dog likes to sit on the red rug.

3.

I can make a green and blue cake.

4.

Did you see the big red crab?

5.

My dog likes to dig.

6.

Do not pop the purple balloon.

7.

The fox is in his den.

8.

I see a green frog on the brown log.










9.

My mom has a red and orange cup.

Name _____

Bucket Bonds

Directions: Complete each pair of number bonds.



Name _____

Addition and Subtraction



Directions: Add or subtract to find the answer.

$$\begin{array}{r} 9 \\ - 4 \\ \hline \end{array}$$

$$\begin{array}{r} 7 \\ + 3 \\ \hline \end{array}$$

$$\begin{array}{r} 8 \\ - 6 \\ \hline \end{array}$$

$$\begin{array}{r} 1 \\ + 8 \\ \hline \end{array}$$

$$\begin{array}{r} 8 \\ - 7 \\ \hline \end{array}$$

$$\begin{array}{r} 9 \\ + 0 \\ \hline \end{array}$$

$$\begin{array}{r} 7 \\ - 7 \\ \hline \end{array}$$

$$\begin{array}{r} 6 \\ + 3 \\ \hline \end{array}$$

$$\begin{array}{r} 6 \\ - 1 \\ \hline \end{array}$$


$$\begin{array}{r} 3 \\ + 3 \\ \hline \end{array}$$



Name _____

Sentence Building IV

Directions: Cut out the words at the bottom of the page. Shuffle the words to make a complete sentence. Paste the words in the boxes and write the sentence on the line.
Color the picture.



© Annie Moffatt @ The Moffatt Girls 2014

| | | | | |
|--|--|--|--|--|
| | | | | |
|--|--|--|--|--|

Week 6: Day 4


this camping Let's summer go

Roll, Read and Color a Math Problem!



Directions: Roll the die and find the sum for a math problem.


Continue playing until all problems have been solved.



$$\square + 3 = 7$$

$$\square + 2 = 6$$


$$\square + 4 = 9$$



$$\square + 4 = 7$$

$$\square + 2 = 7$$


$$\square + 1 = 9$$



$$\square + 7 = 10$$

$$\square + 6 = 6$$


$$\square + 3 = 8$$



$$\square + 1 = 5$$

$$\square + 3 = 7$$


$$\square + 0 = 10$$



$$\square + 8 = 9$$

$$\square + 3 = 5$$

$$\square + 5 = 8$$



$$\square + 0 = 4$$

$$\square + 5 = 10$$

$$\square + 4 = 7$$

Name _____




SUMMER Subtraction WORD PROBLEMS



Directions: Read the word problems and draw a picture to help solve it.
Write a number sentence and make tally marks for the answer.

Nate's ice cream cone had 7 scoops.
3 scoops fell off of his cone. How
many scoops are left?


DRAW IT:

_____ - _____ = _____ 

TALLY:

Kim brought 8 popsicles to the beach.
6 popsicles melted. How many
popsicles does Kim have left?


DRAW IT:

_____ - _____ = _____ 

TALLY:

Dan had 10 cups of lemonade. He
spilled 5 cups. How many cups does Dan
have left?


DRAW IT:

_____ - _____ = _____ 

TALLY:

Jane brought 9 buckets to the beach.
She left 2 buckets. How many
buckets does she have now?

DRAW IT:

_____ - _____ = _____ 

TALLY:

Name: _____

Spin and Color Word Families

(Short i Words)

Directions: Spin the spinner and color an ice cream cone with the matching word family.

