

My Summer Learning Packet



Summer Reading **BLACKOUT BINGO**

Read in a fort.	Read in the dark with a flashlight.	Read outside.	Read on a rainy day.	Read at the library.
Read to a parent.	Read to a pet or stuffed animal.	Read to a friend.	Read by yourself.	Read to someone younger than you.
Read for 20 minutes.	Read for 30 minutes.	Read your Favorite book.	Read for 40 minutes.	Read for an hour.
Read a menu.	Read a magazine.	Read a newspaper article.	Read a comic.	Read a poem.
Read a mystery	Read a fantasy.	Read something non-fiction.	Read a best seller.	Read the first in a series.

Parents should initial a block as students complete each task. Student must read for at least 20 minutes straight to get a block signed. Each 20 minutes of reading can only count towards one block. If you are reading a mystery to your parents, you must pick only one block for your parent to initial.

HAPPY READING!

Name _____

BOGGLE...BOGGLE!

Directions: Use the letters to find words.

Your words must be at least 3 letters long, and can be made by any letters that are touching. If you need more space, use the back of the paper.

Point Value

3 letters = 1 point

4 letters = 2 points

5 letters = 3 points

6 letters = 4 points



Set 1

t	e	p	o
i	n	a	r
d	s	t	e
u	g	n	b



Set 2


a	t	n	c
h	d	o	t
i	f	l	e
b	s	p	i

1.	8.
2.	9.
3.	10.
4.	11.
5.	12.
6.	13.
7.	14.

1.	8.
2.	9.
3.	10.
4.	11.
5.	12.
6.	13.
7.	14.

Name: _____

Date: _____



Reading Comprehension Check #1

Directions: Read the passage. Answer the questions.

Crazy for Beanie Babies

Beanie Babies stuffed animals were hot in the 1990s. In a short time, they made some people very rich. However, they also made many others broke.


Ty Warner created the soft, floppy animals. At first, they sold for about \$5 each. In time, he made changes to the face of a stuffed bear. Because the bear had a new face, he stopped making the "Old Face Teddy." Now that the "Old Face Teddy" was not easy to get, people offered to pay more than \$5 for it.

Some people began to collect and sell Beanie Babies. This made them seem special. More and more customers wanted to buy them. The Beanie Baby craze grew. Discontinued animals sold for thousands of dollars! Then the craze began to die down. Warner made 24 new Beanie Babies, but they didn't sell well. What happened? Stores had more Beanie Babies than people wanted to buy. They had become too easy to get.

Warner became very rich. Many others lost money. A TV star spent \$100,000 on the toys. His 20,000 animals were no longer worth anything. Now, Beanie Babies sell for \$3 at flea markets.

1. What can you conclude about people who spent lots of money on Beanie Babies?

- They thought they would always be able to sell them for a higher price.
- They ran out of room to store all of their Beanie Babies.
- They all must have been very poor to begin with.
- They liked to play with Beanie Babies.

2. What caused "Old Face Teddy" to become so valuable? 

3. Write a short summary of the text.

4. What might happen if people begin to collect Beanie Babies again? Why?

Name _____

Find the Grammar I!

Directions: Look at the picture below. Find and write each word under the correct category.
 Bonus: Use one word from each category to write 3 sentences on the back of this page.

nouns	adjectives	verbs	pronouns
1. _____	1. _____	1. _____	1. _____
2. _____	2. _____	2. _____	2. _____
3. _____	3. _____	3. _____	3. _____
4. _____	4. _____	4. _____	4. _____
5. _____	5. _____	5. _____	5. _____
6. _____	6. _____	6. _____	6. _____



Name _____







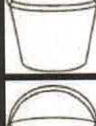
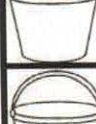
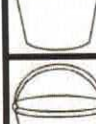
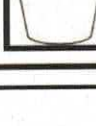
Summer Word Scramble






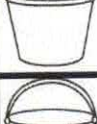
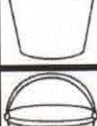
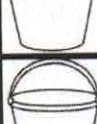


Directions: Use the word bank on the left to unscramble the words. Use the color code to color the buckets.



- summer
- vacation
- lemonade
- fishing
- ocean
- watermelon
- swim
- seashell
- sandy
- picnic
- outdoors
- boating
- humidity
- sailing
- swimsuit
- surfing
- popsicle
- bucket
- crab
- lotion

- Nouns = green
- Adjectives = blue
- Verbs = orange

-  nysda _____
-  ailsgni _____
-  ihsingf _____
-  rsf guni _____
-  ktuceb _____
-  wims _____
-  tonlio _____
-  ctvaiano _____
-  rtosodou _____
-  mtwanrleoe _____

-  dlaemeno _____
-  tbionga _____
-  lsaehels _____
-  wtisumis _____
-  memrus _____
-  coplpsie _____
-  icpnic _____
-  rcab _____
-  eaocn _____
-  mdythuii _____





























Name _____

Synonyms and Antonyms

Directions: Color the surfboards with synonyms orange.


Color the surfboards with antonyms blue.



 <p>glad happy</p>	 <p>above below</p>	 <p>glue paste</p>	 <p>better worse</p>	 <p>close open</p>	 <p>small little</p>	 <p>long short</p>
 <p>float sink</p>	 <p>see look</p>	 <p>high low</p>	 <p>last first</p>	 <p>woman lady</p>	 <p>less more</p>	 <p>fast quick</p>
 <p>end finish</p>	 <p>loose tight</p>	 <p>cry sob</p>	 <p>hurry rush</p>	 <p>hard soft</p>	 <p>cold icy</p>	 <p>on off</p>
 <p>play work</p>	 <p>right wrong</p>	 <p>child kid</p>	 <p>polite rude</p>	 <p>dirty filthy</p>	 <p>sell buy</p>	 <p>tired sleepy</p>

Name _____

Main Idea and Details



Directions: Read the main idea.

Draw pictures and write details to support the main idea.

Main Idea:

There are many fun things to do during summer.

A large empty rectangular box intended for drawing a picture related to the main idea.A rectangular box with horizontal lines for writing, including a dashed midline for each line to help with letter height.A large empty rectangular box intended for drawing a picture related to the main idea.A rectangular box with horizontal lines for writing, including a dashed midline for each line to help with letter height.A large empty rectangular box intended for drawing a picture related to the main idea.A rectangular box with horizontal lines for writing, including a dashed midline for each line to help with letter height.A large empty rectangular box intended for drawing a picture related to the main idea.A rectangular box with horizontal lines for writing, including a dashed midline for each line to help with letter height.

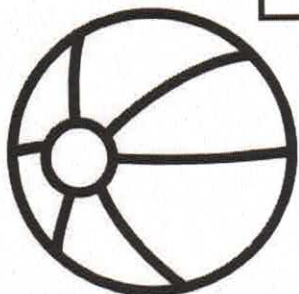


Name _____

Homophones Crossword Puzzle

Directions: Use the correct words from the word bank to fill in the puzzle.

Only 10 words will be used. Next, box up the words in ABC order.

sew	ant	brake	so	role
herd	roll	aunt	deer	pale
pail	bawl	for	ball	break
knight	dear	night	four	heard



1.	<input type="text"/>
2.	<input type="text"/>
3.	<input type="text"/>
4.	<input type="text"/>
5.	<input type="text"/>
6.	<input type="text"/>
7.	<input type="text"/>
8.	<input type="text"/>
9.	<input type="text"/>
10.	<input type="text"/>
11.	<input type="text"/>
12.	<input type="text"/>
13.	<input type="text"/>
14.	<input type="text"/>
15.	<input type="text"/>
16.	<input type="text"/>
17.	<input type="text"/>
18.	<input type="text"/>
19.	<input type="text"/>
20.	<input type="text"/>

ACROSS

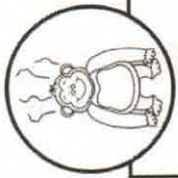
2. a container for water
4. A group of sheep
6. your mother's sister
8. to stitch 2 pieces of cloth
9. bread to eat with dinner
10. used to stop your bike

DOWN

1. the opposite of day
3. to cry loudly
5. a forest animal
7. the number after three

Name: _____

Date: _____



Reading Comprehension Check #2

Directions: Read the passage. Answer the questions.

The Skunk Ape Finds a Friend

The skunk ape lived alone in the woods outside the village. He was always sad because he didn't have a single friend. He tried to make friends with the villagers, but no one would come near him.

Everyone in the village stayed away from the skunk ape. His big, hairy appearance was frightening, but worst of all was his smell. Villagers could smell him before they could see him coming. They would go inside their homes and close the windows. The skunk ape smelled worse than ten skunks and a rotten cheeseburger.

One day, Jillian went swimming in a pond in the woods. She wore goggles and a nose plug. When she got out of the water, she took off her goggles, but she left her nose plug on.

The skunk ape saw Jillian and thought she looked nice. He tried once more to make a friend. This time, Jillian stayed and talked with the skunk ape. She thought he was very friendly. She started to take off her nose plug. When she smelled the skunk ape, she put it back on.

"Why won't anyone be friends with me?" he asked sadly.

"Don't worry," Jillian said, "I'll help you."

The next day, Jillian returned to the woods carrying shampoo and laundry spray. She also wore her nose plug. Jillian showed the skunk ape how to scrub his fur with the shampoo. Then, she sprayed him with the laundry spray. When Jillian took off her nose plug, the skunk ape didn't stink!

Together, Jillian and the skunk ape walked into town. The villagers looked out their windows. Then they opened their windows. They didn't notice any bad smell. They all came out to meet the skunk ape. Now he had plenty of new friends.

1. Who is telling the story?

- a. The skunk ape
- b. Jillian
- c. Someone who is not in the story
- d. Someone who lives in the village

2. What is the setting of the story?

3. What is the problem in the story? How is it solved?

4. Write a short summary of the story.

Name _____

Adverbs and Verbs

Directions: Read each sentence. Circle the adverb in each sentence.
Underline the verb it describes.




1. Mary tiptoed up the stairs very quietly.
2. Beth and Jenny went to the beach yesterday.
3. The crab ran quickly across the hot sand.
4. My family will go camping tomorrow.
5. The fish swam happily.
6. Audrey cleaned her room joyfully.
7. We go swimming at the pool often.
8. The baby cried loudly after she hurt her knee.
9. Ben spoke softly to the brown bunny.
10. Mom cleaned the house quickly.

Directions: Write 5 sentences of your own.
Circle the adverb and underline the verb it describes.

1. _____
2. _____
3. _____
4. _____
5. _____

Name: _____




Choose an animal and write all about it.

A large rectangular area with horizontal lines for writing, intended for the student to describe their chosen animal.

Name _____

Reading Comprehension



Directions: Read the passage and answer the questions.

Birds have different shaped feet, depending on where they live. Birds such as mocking birds, robins and cardinals have **perching feet**. These birds have three toes in front and one in back, which allows them to grip a perch. The second type of bird has an **eagle foot**. Birds such as eagles, owls and hawks have sharp talons, which allow them to grip and kill their prey. The **webbed foot** birds (waterfowl) have webbed shaped feet, allowing them to paddle through water. Ducks, geese and flamingos are birds with webbed shaped feet. Finally, the ostrich (**ostrich foot**) is the only bird with two toes, which allows these flightless birds to run very fast.



1. What is the main idea of the passage?

2. What are the four types of birds? Give an example of each.

- a. _____ example: _____
- b. _____ example: _____
- c. _____ example: _____
- d. _____ example: _____

3. What would be a good title for the passage?

4. Label the four types of birds below, depending on the shape of their feet.




Name _____

Supporting Details I

Directions: Read the topic sentence.

Use the picture to help you write supporting details that relate to the topic sentence.



There are many different activities to do at the beach.

Name: _____

Date: _____



Reading Comprehension Check #3

Directions: Read the passage. Answer the questions.

Two Fools and Their Donkey

Ramón and his father saddled their donkey for the long journey to town. Then, they both climbed up into the saddle and set off.

Soon, they passed a farmer working in his field.

"Oh, no," the farmer called to them. "You're working that poor donkey too hard! It cannot carry two people like that."

Embarrassed, Ramón's father hopped down. He suggested they take turns riding the donkey. They set off again, with Ramón's father walking next to the donkey and Ramón sitting in the saddle.

After a short time, two women walked toward them. They looked angrily at Ramón.

"Shame on you," one woman said to him. "You make your father walk while you ride the donkey. You should show respect to your elders."

Ramón quickly slid down from the saddle. He insisted his father take a turn riding.

As Ramón walked next to the donkey, two men passed them by. Ramón and his father overheard the men talking.

"What kind of father makes his poor little boy walk while he rides?" they said.

Ramón's father stopped the donkey and got off.

"That's it," he said. "We'll both walk the rest of the way to town."

When they arrived at the town, people looked at Ramón and his father and laughed.

"Look at these foolish folks," they said. "They have a donkey but they walked all this way."

"I guess we can never make everyone happy," Ramón said with a shrug of his shoulders.

1. How do Ramón and his father respond to the people they passed?

- They explain why they rode the donkey the way they did.
- They ignore the people's suggestions and criticisms.
- They wonder why everyone has different opinions.
- They change what they're doing to avoid criticism.

2. Who in the story would you most like to be friends with? Why?

3. Which details support the theme "You can't make everyone happy"? 

4. If you could give the story a different title, what would it be? Why?

Name _____

3rd Grade SIGHT WORDS I



Directions: Use the words to fill in the sentences.

about	carry	done	eight	full
better	clean	draw	fall	together
bring	cut	drink	far	grow

1. Mary needs to her bedroom.

2. It is too to walk to the beach.

3. Did you all of your milk?

4. What was the book ?

5. We want to vegetables in the garden.

6. Please some extra water with you.

7. My mom accidentally her finger on the knife.

8. We can go to the movies .

9. I like hotdogs than hamburgers.

10. Are you with your popsicle?

11. I found sand crabs on the beach.

12. Did you that picture all by yourself?

13. Can you help me in the groceries?

14. I am not too for ice cream!

15. Do not and trip on that rock.

Name _____


Synonym Word Scramble

Directions: Read the word on the top. Unscramble the letters on the bottom word to spell a synonym. The first one has been done for you.



kind icen nice _____	laugh igglge _____	done hidfnsie _____	like njeyo _____
big rlgae _____	over bevao _____	simple seay _____	wet mpad _____
fast ikcqu _____	loud sinyo _____	happy ldag _____	silly unfny _____
small tittel _____	freezing ocdl _____	thin knisyn _____	sleepy irtde _____
keep vesa _____	ill icsk _____	start gebni _____	similar lakie _____
shut lcose _____	cry ewep _____	garbage shtra _____	boast rgab _____

Name: _____



Should kids have summer learning packets?
Why or why not?

I think that

My first reason is

Another reason is

My last reason is

In conclusion,

Name _____

Homophones

Directions: Find the words from the word bank.
Go across and down.



- right
- peace
- know
- whose
- there
- two
- male
- knot
- flu
- one

W	H	O	S	E	O	N	E	K
M	A	L	E	C	I	T	P	N
W	R	I	T	E	T	H	I	O
P	T	M	A	I	L	E	E	W
E	H	W	H	O	'S	I	C	T
A	E	F	T	S	N	R	E	W
C	R	L	O	K	N	O	T	O
E	E	U	O	R	I	G	H	T
T	N	O	T	J	V	W	O	N
B	A	S	R	F	L	E	W	X



- write
- piece
- no
- who's
- their
- too
- mail
- not
- flew
- won

Directions: Use the word bank to complete the sentences.

- | | |
|---|---|
| 1. I have a <input type="text"/> <input type="text"/> <input type="text"/> <input type="text"/> in my shoe laces. | 6. I found it over <input type="text"/> <input type="text"/> <input type="text"/> <input type="text"/> . |
| 2. Can I have a <input type="text"/> <input type="text"/> <input type="text"/> <input type="text"/> of pizza? | 7. He <input type="text"/> <input type="text"/> <input type="text"/> first place. |
| 3. I have <input type="text"/> <input type="text"/> <input type="text"/> sisters. | 8. I got a letter in the <input type="text"/> <input type="text"/> <input type="text"/> <input type="text"/> . |
| 4. The bird <input type="text"/> <input type="text"/> <input type="text"/> away. | 9. My brother wants to go <input type="text"/> <input type="text"/> <input type="text"/> . |
| 5. <input type="text"/> <input type="text"/> <input type="text"/> <input type="text"/> bike is this? | 10. I am going to <input type="text"/> <input type="text"/> <input type="text"/> <input type="text"/> a letter. |

Name _____

Box Up Antonyms

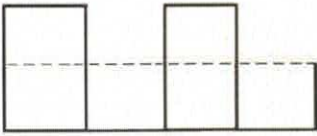



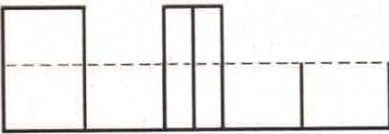
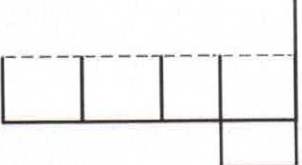

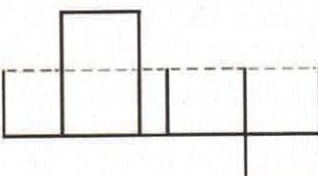
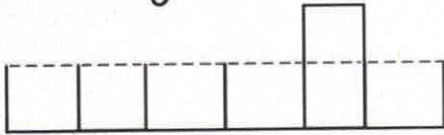
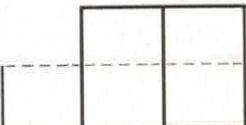

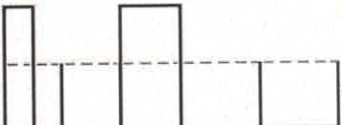
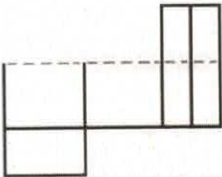
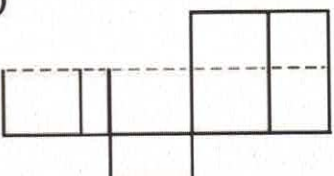
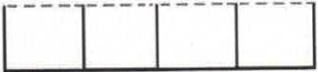
Directions: Read each word in the boxes below.

Find an antonym in the word bank and write it in the boxes.

Bonus: Put the words in ABC order on the back of the paper.

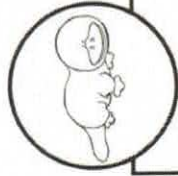


shiny	even	add	answer	night
create	easy	least	listen	sunny
follow	pull	forget	fake	east

real 	question 	cloudy 
remember 	lead 	difficult 
west 	dull 	destroy 
subtract 	most 	ignore 
push 	day 	odd 

Name: _____

Date: _____



Reading Comprehension Check #4

Directions: Read the passage. Answer the questions.

The Strangest Animal

What is a platypus? It is an odd animal. In some ways, it is like a bird. In some ways, it is like a reptile. In some ways, it is like a mammal.

Platypus only live in one small area of Australia. Scientists in Europe didn't see one until 1800. Some thought the animal, no longer living, was a trick. They tried to pull its bill off. One scientist studied the platypus carefully. He decided it is a mammal.


The platypus has a bill like a duck and webbed feet like some birds that live on the water. It was given a name that means "flat-footed duck." The platypus even lays eggs like a bird, but it is not a bird.


Platypus eggs have a leathery shell, like reptile eggs. Like many reptiles, the baby platypus is born with a special tooth. This "egg tooth" helps it break out of its shell. The platypus is also like a reptile because it has a venomous spike on its back leg. Many reptiles are venomous.

The platypus is not a bird or a reptile. It is a mammal! It has fur covering most of its body. It feeds milk to its young, and it is warm-blooded. These are all **traits** of mammals.

1. What is the meaning of the word **traits** in the passage?

- a. ways of learning about something using science
- b. qualities that help tell one thing apart from another
- c. different kinds of animals that belong to the same group
- d. ideas that have not been proven to be true

2. What evidence shows that a platypus is like a reptile? 

3. Based on the text, how is the platypus different from most mammals? 

4. What is the main idea of the text? How does the author support the main idea?

Name _____

Find the Grammar II!

Directions: Look at the picture below. Find and write each word under the correct category. Bonus: Put each set of words in ABC order.

nouns	verbs	adverbs	prepositions
1. _____	1. _____	1. _____	1. _____
2. _____	2. _____	2. _____	2. _____
3. _____	3. _____	3. _____	3. _____
4. _____	4. _____	4. _____	4. _____
5. _____	5. _____	5. _____	5. _____
6. _____	6. _____	6. _____	6. _____

build

carefully

flip flops

slowly

joyfully

gladly

sand

float
towards

eat

by

sunglasses

hat

over

sleep

in
beach

suddenly

down


near

dig

anchor

happily

swing




Name _____

Supporting Details II

Directions: Read the topic sentence.

Use the picture to help you write supporting details that relate to the topic sentence.





A cookout can be a lot of fun.



Name _____

Roll and Color a Part of Speech!

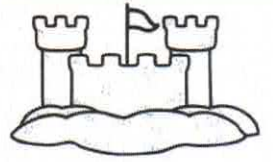
Directions: Roll a die and color that part of speech.



	nouns (red)
	verbs (orange)
	adverbs (yellow)
	adjectives (green)
	pronouns (blue)
	prepositions (purple)




Name _____



Contractions

Directions: Write the two words that make up each contraction in the boxes.

1. we're	<input type="text"/> <input type="text"/> <input type="text"/> <input type="text"/>	8. shouldn't	<input type="text"/> <input type="text"/> <input type="text"/> <input type="text"/> <input type="text"/> <input type="text"/>
2. aren't	<input type="text"/> <input type="text"/> <input type="text"/> <input type="text"/> <input type="text"/>	9. haven't	<input type="text"/> <input type="text"/> <input type="text"/> <input type="text"/> <input type="text"/> <input type="text"/>
3. I've	<input type="text"/> <input type="text"/> <input type="text"/> <input type="text"/>	10. I'd	<input type="text"/> <input type="text"/> <input type="text"/> <input type="text"/>
4. it's	<input type="text"/> <input type="text"/> <input type="text"/>	11. you've	<input type="text"/> <input type="text"/> <input type="text"/> <input type="text"/>
5. she'll	<input type="text"/> <input type="text"/> <input type="text"/> <input type="text"/> <input type="text"/>	12. I'll	<input type="text"/> <input type="text"/> <input type="text"/>
6. we'll	<input type="text"/> <input type="text"/> <input type="text"/> <input type="text"/>	13. what'll	<input type="text"/> <input type="text"/> <input type="text"/> <input type="text"/>
7. he's	<input type="text"/> <input type="text"/> <input type="text"/>	14. couldn't	<input type="text"/> <input type="text"/> <input type="text"/> <input type="text"/>



Making Contractions

Directions: Write the contraction for each set of words.



1. there is _____	8. could have _____
2. who is _____	9. you will _____
3. that is _____	10. who will _____
4. I am _____	11. has not _____
5. will not _____	12. must not _____
6. they would _____	13. we had _____
7. she is _____	14. is not _____

Name _____

My Summer Word Search



Directions: Create a summer word search using the words below. Fill in the blank spaces with letters. Have a friend find the words.

List of words to be found:

pool _____

beach _____

popsicle _____

watermelon _____

sunglasses _____

picnic _____

summer _____

vacation _____

sandbox _____

playhouse _____

swing _____

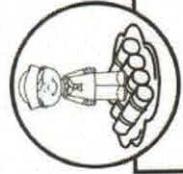
fishing _____

castle _____

lemonade _____

garden _____

Name: _____ Date: _____



Reading Comprehension Check #5

Directions: Read the passage. Answer the questions.

The Kon-Tiki

Polynesia is a group of islands in the Pacific Ocean. People have lived there for thousands of years. Experts once believed people first came to Polynesia from the west.

Thor Heyerdahl knew what the experts said. But the winds and ocean current come from the east. The plants and culture are similar to those in South America, to the east. Thor thought the first people came from the east.

Experts would not listen to Thor's ideas. They said that people long ago could never cross the Pacific in rafts. How could Thor prove it was possible?

In 1947, Thor and his companions went to Peru. They built a raft using only ancient tools. They called the raft *Kon-Tiki*, after a Polynesian god. Thor and his crew set off in *Kon-Tiki* to cross the Pacific.

The voyage was difficult. The men faced storms and sharks. They caught fish to eat. The wind and current carried them west. After 101 days, they arrived in Polynesia!

Thor proved that a raft voyage across the Pacific was possible. But some still doubt that's how people first came to Polynesia.

1. What is the main idea of the passage?

- a. Scientists don't always know the truth about the past.
- b. Experts decided that Thor was the best raft builder.
- c. People cannot travel across the Pacific to get to Polynesia.
- d. Thor showed that Polynesians could have come from the east.

2. What problem did Thor have? How did he solve it? 

3. What made Thor believe that Polynesians came from the east? 

4. What did Thor do before setting off on *Kon-Tiki*?

Name _____

Irregular Plural Nouns Crossword Puzzle

Directions: Read the clues and fill in the plural form for each word.

ACROSS	DOWN
2. the plural of elf	1. more than one woman
5. more than one child	3. the plural of scarf
7. more than one deer	4. more than one knife
9. more than one person	9. the plural of man
10. more than one tooth	10. the singular of mice

Name: _____



Write about a time that you felt proud.


A large rectangular box containing 15 horizontal lines for writing.


Name _____





Homophones


Directions: Draw a picture to match the word.
Write a short sentence using each word.




hair


hare



hole



whole


1. _____
2. _____

1. _____
2. _____


ate



eight



right



write


1. _____
2. _____

1. _____
2. _____


weak


week


doe


dough

1. _____
2. _____

1. _____
2. _____

Name _____

What Happens Next?

Directions: Read the story below. Tell what happens next.



Jennifer and Ben went to the beach on Saturday. They wanted to collect a bucket of shells to make a necklace. They worked all day collecting the perfect shells in all shapes, sizes and colors. After their bucket was full, they decided to go home. When they they dumped out the shells, they couldn't believe what they found!

Tell what happens next...

Name: _____

Date: _____



Reading Comprehension Check #6

Directions: Read the passage. Answer the questions.

Nolan's Bright Idea

You've never met a kid as lazy as Nolan. He loves to sleep in late. He hates to clean up his room. Nolan always tries to find a way out of doing work.

One day, Nolan decided his life would be easier if he had a robot. The robot could clean his room. It could do his chores. It could even brush his teeth for him.

Nolan asked his parents for a robot. He wrote a letter to Santa asking for a robot. His birthday and Christmas both passed by. Nolan didn't get a robot. Finally, he decided he'd have to build the robot himself.

Nolan gathered up old tin cans and cardboard boxes. He attached wires to batteries. Building a robot was a lot of work. Furthermore, Nolan didn't know much about building a robot. Therefore, no matter how hard he tried, he couldn't get his robot to work.

After a few days, Nolan thought about the work he put into the robot. It had taken a long time. Brushing his teeth didn't take very long. Neither did cleaning his room. Nolan decided that doing his chores was easier than building a robot. From that day on, Nolan wasn't so lazy.

1. What is the theme of the story?

- a. If your parents won't buy you a robot, try building one.
- b. Avoiding work can be harder than doing the work itself.
- c. Kids who are lazy come up with some creative solutions.
- d. Technology causes more problems than it solves.

2. What details do readers learn about the main character? 

3. What evidence shows that Nolan is creative? 

4. What might have happened if Nolan's robot worked? What makes you think that?

Name _____

3rd Grade SIGHT WORDS II



Directions: Use the words to fill in the sentences.

hold	seven	laugh	much	only
show	keep	light	myself	own
hurt	kind	long	never	pick


1. Can you me how to draw a horse?
2. I have been to Hawaii.
3. How does the ice cream cost?
4. Can I the baby kitten?
5. I like to my money in my wallet.
6. We are going to strawberries on Monday.
7. She will at my funny jokes.
8. I ate pieces of watermelon.
9. I a horse named Tucker.
10. Did you yourself when you fell off the bike?
11. Please turn on the so we can see.
12. How does the movie last?
13. My mother is very and thoughtful.
14. I can do it all by .
15. I have one pet.

Name _____

Long U Sound Crossword Puzzle

Directions: Use the picture clues to complete the crossword puzzle. Each word is spelled with a long u (ue, ui, or ew) sound. Next, put the words in ABC order.

ABC Order



A crossword puzzle grid with 10 numbered starting points:

- 1: Down, 1 square
- 2: Down, 3 squares
- 3: Down, 3 squares
- 4: Across, 4 squares
- 5: Across, 7 squares
- 6: Across, 5 squares
- 7: Down, 3 squares
- 8: Across, 4 squares
- 9: Across, 5 squares
- 10: Across, 4 squares

1.
2.
3.
4.
5.
6.
7.
8.
9.
10.

© Annie Moffatt @ The Moffatt Girls 2015

ACROSS 	4 	5 	DOWN 	1 	2
	8 	9 		10 	3


Name _____

Grammar Word Search!

Directions: Find the nouns, verbs and adjectives in the word search.

Use the color code to highlight each word.

Bonus: Write the words in ABC order on the back of the page.



H	R	S	U	R	F	P	L	A	Z	Y	R
P	O	P	S	I	C	L	E	R	G	L	E
J	S	R	I	D	E	A	S	E	S	E	L
O	N	S	U	S	L	Y	U	L	B	M	A
G	R	I	L	L	E	D	M	K	A	O	X
J	U	M	P	S	B	S	M	N	R	N	I
B	C	P	M	U	R	H	E	I	B	A	N
H	T	F	O	N	A	C	R	R	E	D	G
U	A	R	I	N	T	A	A	P	C	E	S
M	E	E	S	Y	E	E	T	S	U	S	W
I	W	S	T	S	S	B	I	K	E	S	I
D	S	H	O	R	T	S	W	E	E	T	M



Color Code

nouns—yellow
verbs—green
adjectives—red

shorts	play	barbecue
swim	moist	ride
lazy	beach	sweet
bike	grilled	sprinkler
humid	celebrate	sunny
jog	sweat	surf
relaxing	lemonade	summer
popsicle	fresh	jump

Name: _____



Think about a chore at home that you know how to do.
Write down the steps it takes to complete the chore.
