

My Summer Packet



Name:

6 WEEKS OF REVIEW

Preschool Packet

Week 1 Day 1

- Handwriting practice (upper case)
- Match the other half
- I Spy the Number 1

Week 2 Day 1

- Handwriting practice (lower case)
- What Doesn't Belong?
- I Spy the Number 4

Week 3 Day 1

- Upper and Lower Case Match I-L
- Color by Dots 1-3
- Patterns

Week 1 Day 2

- Upper and Lower Case Match A-D
- Summer Scavenger Hunt

Week 2 Day 2

- Upper and Lower Case Match E-H
- What is Missing?

Week 3 Day 2

- Scooping Up Sounds- Letters I & J
- Counting (1-5)

Week 1 Day 3

- Scooping Up Sounds- Letters A & B
- Life Cycle of a Honeybee
- I Spy the Number 2

Week 2 Day 3

- Scooping Up Sounds- Letters E & F
- Sequencing: How to Blow up a Balloon
- I Spy the Number 5

Week 3 Day 3

- Scooping Up Sounds- Letters K & L
- Rhyming Words
- Color by Shape

Week 1 Day 4

- Scooping Up Sounds- Letters C & D
- Big and Little Sort

Week 2 Day 4

- Scooping Up Sounds- Letters G & H
- Number Sense (1-5)

Week 3 Day 4

- Sequencing: How to Feed a Baby
- Trace and Color by Number (1-6)

Week 1 Day 5

- I Spy the Number 3
- Rhyming Words

Week 2 Day 5

- Summer Clothing
- Color by Shape

Week 3 Day 5

- Summer Items
- Roll and Color (1-6)

6 WEEKS OF REVIEW

Preschool Packet

Week 4 Day 1

- Upper and Lower Case Match M-P
- Needs and Wants
- Color By Dots (4-6)

Week 5 Day 1

- Upper and Lower Case Match Q-T
- Dot...Dot NOT a Lot!
- Graphing Insects

Week 6 Day 1

- Scooping Up Sounds- Letters W & X
- Trace and Color by Number (7-10)
- Behind or In Front?

Week 4 Day 2

- Scooping Up Sounds- Letters M & N
- Counting (5-9)

Week 5 Day 2

- Scooping Up Sounds- Letters Q & R
- Colorful Ice Cream Scoops

Week 6 Day 2

- Upper and Lower Case Match Y-Z
- Number Sense (1-10)
- Numbers: Candles on a Cake

Week 4 Day 3

- Sequencing: How to Celebrate a Birthday
- Graphing Popsicles
- Number Sense (6-10)

Week 5 Day 3

- Scooping Up Sounds- Letters S & T
- Counting Sets
- Fruits and Vegetables

Week 6 Day 3

- Scooping Up Sounds- Letters Y & Z
- Beginning Sounds
- Sequencing: How to Dive

Week 4 Day 4

- Scooping Up Sounds- Letters O & P
- Color By Dots (6-8)

Week 5 Day 4

- Upper and Lower Case Match U-X
- Number Sense 1-10: Count and Compare

Week 6 Day 4

- Beginning Sounds
- Color by Number (5-10)
- Counting Sets

Week 4 Day 5

- Sequencing: How to Save a Cat
- Trace and Color by Number (1-6)

Week 5 Day 5

- Scooping Up Sounds- Letters U & V
- Color by Number (1-6)

Week 6 Day 5




- Beginning Sounds
- Numbers: How Old Are You?

Name: _____

Handwriting A-Z Practice

Directions: Trace the letters from A to Z.











A	B	C	D	
E	F	G	H	I
J	K	L	M	N
O	P	Q	R	S
T	U	V	W	X
Y	Z			

Name: _____

Match up the Other Half

Directions: Cut and paste to match.









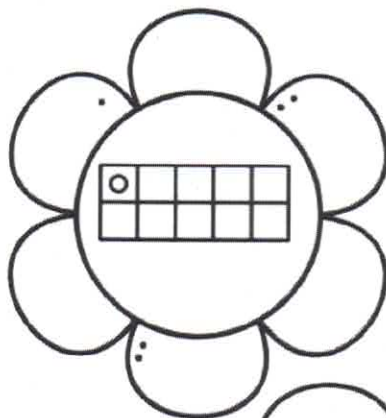






Name: _____

I Spy the Number



Directions: Color the flowers that have the number one or one item.







Name: _____

Letter Match

Directions: Cut and paste the lowercase letter that matches the uppercase letter.

Color the butterflies.



b a d c

Name: _____

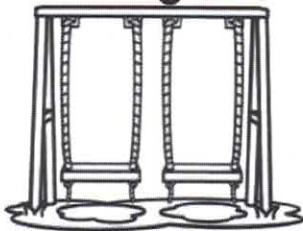
Summer Scavenger Hunt at the Park

Directions: Go outside and look for the items on the list.

If you find them, color a happy face and the picture.

If you don't find them, color a sad face.

swing set



slide




merry-go-round



see-saw



monkey bars



jump rope




bench



bike




scooter




Name: _____

Scooping Up Sounds

Directions: Cut and paste the scoop onto the correct cone.



Aa



Bb

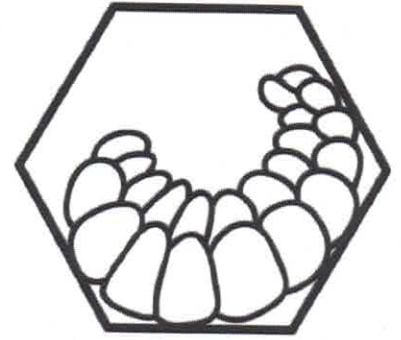



Name: _____

Life Cycle of a Honeybee



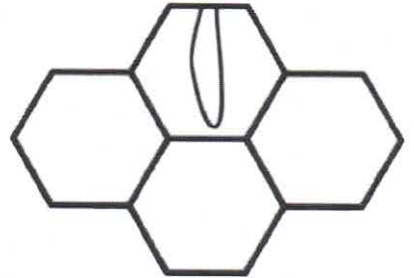
Directions: Cut and paste the pictures in order.



larva



pupa



egg



adult bee

1

2

3












4

Name: _____

I Spy the Number









Directions: Color the flowers that have the number two or two items.



Name: _____

Scooping Up Sounds



Directions: Cut and paste the scoop onto the correct cone.



Name: _____


Big and Little

Directions: Cut and paste the ice cream scoops next to the correct cone.



Week 1: Day 4








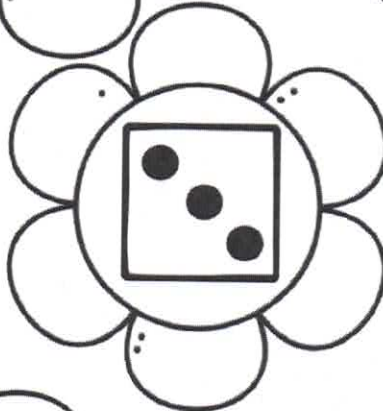



©Annie Moffatt© The Moffatt Girls 2016



Name: _____

I Spy the Number

Directions: Color the flowers that have the number three or three items.




Name: _____


Rhyming Words Set I

Directions: Cut and paste the picture that rhymes. Color the pictures.

map




yarn



pool



chick



Week 1: Day 5

©Annie Moffatt© The Moffatt Girls 2016

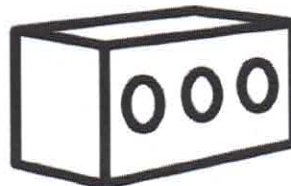
barn




stool



brick



sap






Name: _____



Handwriting A-Z Practice

Directions: Trace the letters from A to Z.






	a	b	c	d
e	f	g	h	i
j	k	l	m	n
o	p	q	r	s
t	u	v	w	x
y	z			

Name: _____

©Annie Moffatt© The Moffatt Girls 2016

What Doesn't Belong?













Directions: Look at the items in each row. Cross out the picture that doesn't belong.



Name: _____

I Spy the Number

Directions: Color the flowers that have the number four or four items.







Name: _____

Letter Match

Directions: Cut and paste the lowercase letter that matches the uppercase letter.

Color the butterflies.







g f h e

Name: _____

What is Missing?

Directions: Look at the first picture in each column.


Draw what is missing in the next two boxes.




Name: _____

Scooping Up Sounds

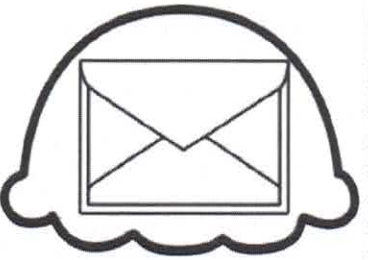



Directions: Cut and paste the scoop onto the correct cone.



Ee



Ff

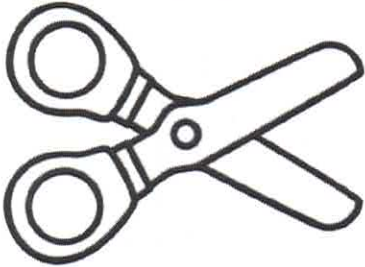


Name: _____

Sequencing: How to Blow up a Balloon

Directions: Cut and paste the pictures to show the order.

1. Cut



2. Paste



3. Color



1

2

3


Week 2: Day 3

©Annie Moffatt® The Moffatt Girls 2016




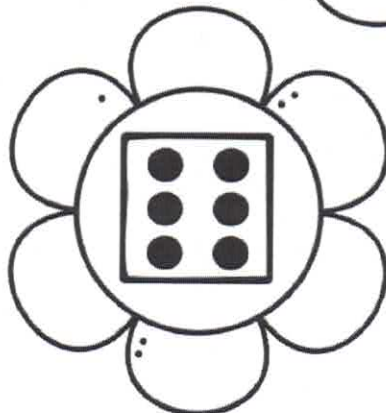









Name: _____

I Spy the Number



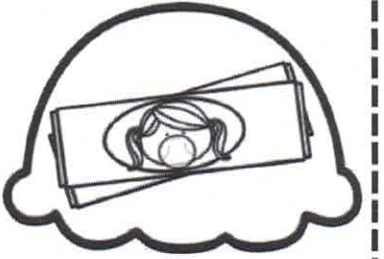




Directions: Color the flowers that have the number five or five items.



Name: _____

Scooping Up Sounds

Directions: Cut and paste the scoop onto the correct cone.



Name: _____

Number Sense











Numbers 1-5


Directions: Count the fingers.

Count the number on the die.



Cut and paste the ten frame flower to match.




		
		
		
		
		



Name: _____

Summer Clothing



Directions: Color the clothing you would wear in the summer.



Name: _____

Color by Shape Set I

Directions: Use the color code to color the picture.







Name: _____

Letter Match

Directions: Cut and paste the lowercase letter that matches the uppercase letter.

Color the butterflies.




Name: _____

Color By Dots 1-3

Directions: Use the color code to color the popsicle.


1 dot ●



2 dots ●●



















3 dots ●●●







Name: _____

Patterns

Directions: Cut and paste the picture that is next in the pattern.


Week 3: Day 1

			
---	---	--	---


Name: _____

Scooping Up Sounds


Directions: Cut and paste the scoop onto the correct cone.



Ii






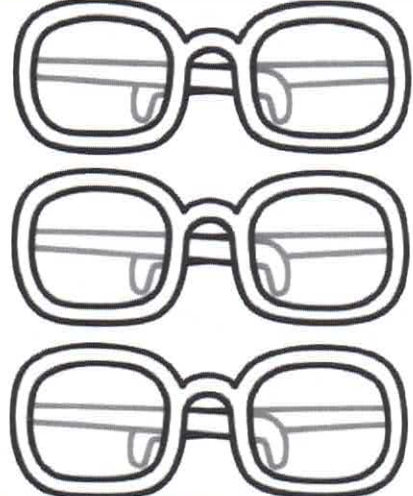


Jj



Name: _____

Counting Set I





Directions: Count. Color or dot the correct number.

 <p>1 2 3</p>	 <p>1 2 3</p>
 <p>2 3 4</p>	 <p>2 3 4</p>
 <p>3 4 5</p>	 <p>3 4 5</p>

Name: _____

Scooping Up Sounds

Directions: Cut and paste the scoop onto the correct cone.




Name: _____


Rhyming Words Set 2

Directions: Cut and paste the picture that rhymes. Color the pictures.

well




stamp



sink



train



Week 3: Day 3

©Annie Moffatt© The Moffatt Girls 2016

rain



bell



lamp





drink



Name: _____

Color by Shape Set 2

Directions: Use the color code to color the picture.

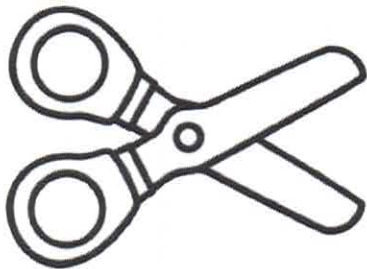


Name: _____

Sequencing: How to Feed a Baby

Directions: Cut and paste the pictures to show the order.

1. Cut



2. Paste



3. Color



1

2

3

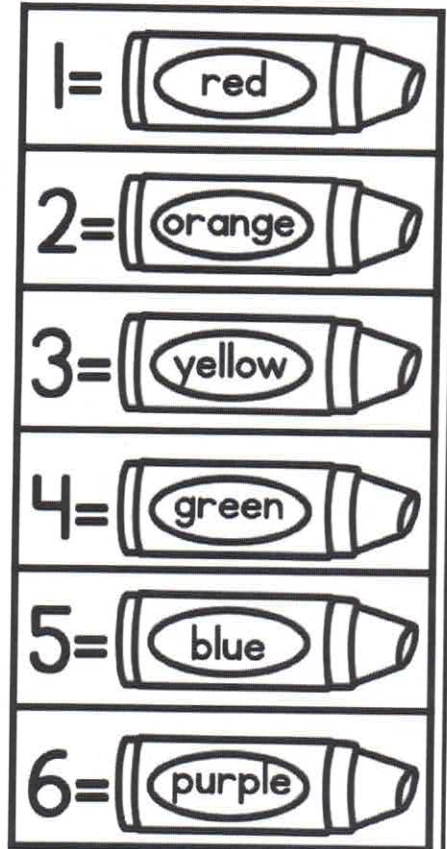
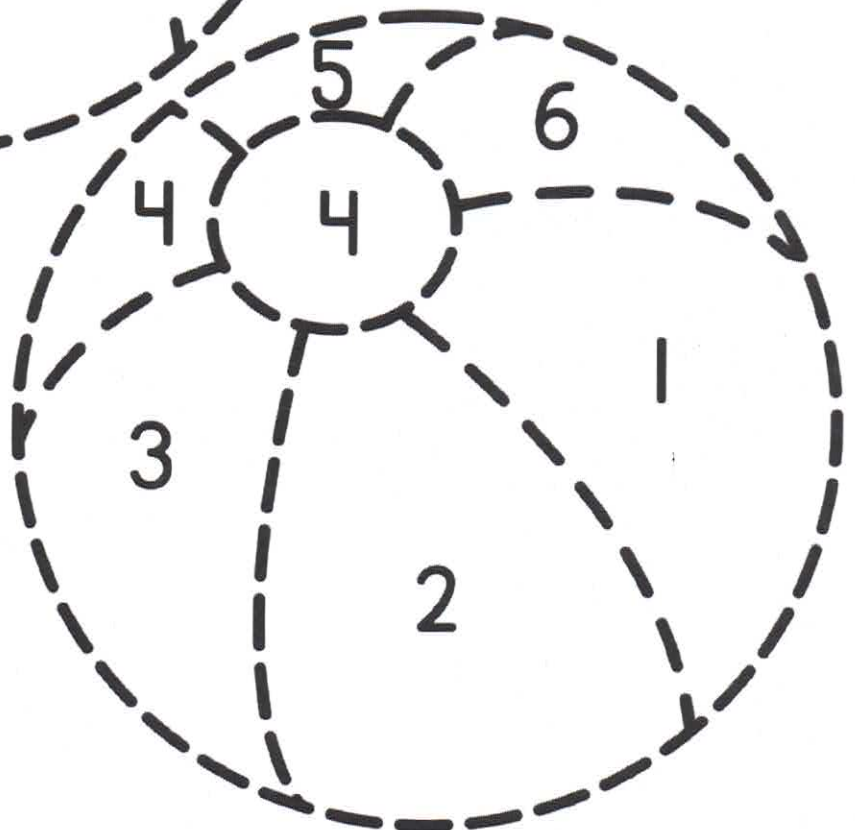
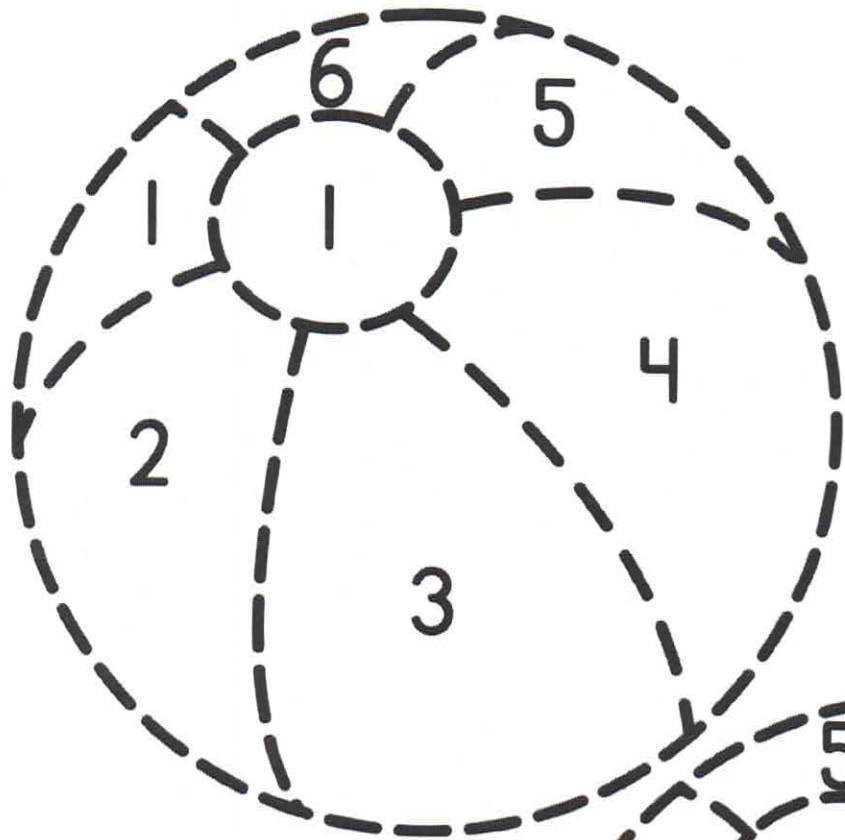
Week 3: Day 4

©Annie Moffatt® The Moffatt Girls 2016



Name: _____

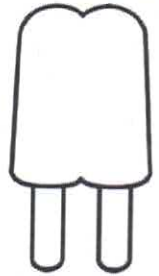

Trace and Color by Number



Name: _____

Summer Items (Cut and Paste)


Directions: Cut and paste each item to the correct spot.



Name: _____

Roll and Color

Directions: Roll a die and color an ice cream that matches your roll.







Name: _____

Letter Match

Directions: Cut and paste the lowercase letter that matches the uppercase letter.

Color the butterflies.



n p m o


Name: _____

Needs and Wants

Directions: Cut and paste the pictures to the correct boxes.

Color the pictures.





Name: _____


Color By Dots 4-6

Directions: Use the color code to color the popsicle.



4 dots ●●



5 dots ●●●●




6 dots ●●●●●●




Name: _____

Scooping Up Sounds

Directions: Cut and paste the scoop onto the correct cone.



Mm






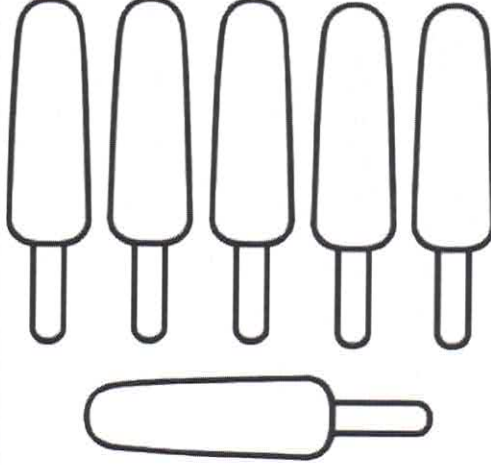


Nh



Name: _____

Counting Set 2

Directions: Count. Color or dot the correct number.


 <p>5 6 7</p>	 <p>5 6 7</p>
 <p>6 7 8</p>	 <p>6 7 8</p>
 <p>7 8 9</p>	 <p>7 8 9</p>

Name: _____

Sequencing: How to Celebrate a Birthday

Directions: Cut and paste the pictures to show the order.

1. Cut



2. Paste



3. Color



1

2

3

Week 4: Day 3

©Annie Moffatt® The Moffatt Girls 2016


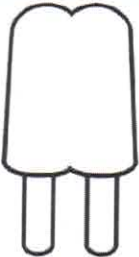



Name: _____

Graphing Popsicles


Directions: Cut and paste the popsicles onto the graph. Color the pictures.

Favorite Popsicles

Write how many.

Week 4: Day 3



Name: _____

Number Sense



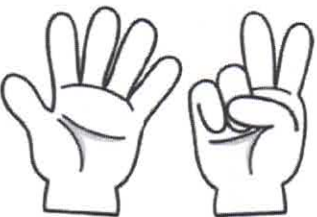

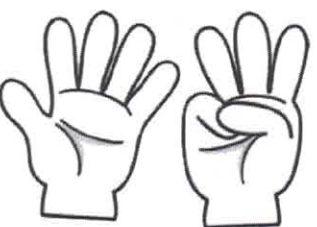

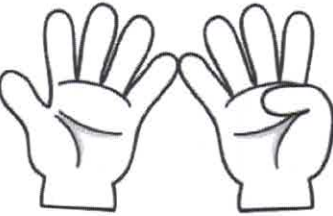



Numbers 6-10






Directions: Count the fingers.

Count the number on the die.

Cut and paste the ten frame flower to match.








		
		
		
		
		

Name: _____

Scooping Up Sounds

Directions: Cut and paste the scoop onto the correct cone.



Name: _____

Color By Dots 6-8

Directions: Use the color code to color the ice cream.


6 dots ●●●●●●



7 dots ●●●●●●●



8 dots ●●●●●●●●




Name: _____

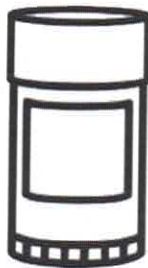
Sequencing: How to Save a Cat

Directions: Cut and paste the pictures to show the order.

1. Cut



2. Paste



3. Color



1

2

3







Week 4: Day 5


©Annie Moffatt® The Moffatt Girls 2016



Name: _____

Trace and Color by Number

1 = 	2 = 	3 = 
4 = 	5 = 	6 = 







Name: _____

Letter Match

Directions: Cut and paste the lowercase letter that matches the uppercase letter.

Color the butterflies.



Name: _____

Dot... Dot NOT a Lot!



Directions: When you use glue, you do NOT need a lot!

First color the suns. Then, look at the suns and put a small dot of glue on each dot.

2 dots



3 dots



4 dots



5 dots



6 dots




7 dots



8 dots



9 dots



10 dots






Name: _____

Graphing Beach Items

Directions: Cut and paste the beach items onto the graph. Color the pictures.


Beach Items

 beach ball				
 bucket				
 towel				

Write how many.



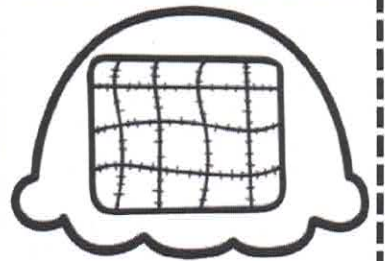



Week 5: Day 1



Name: _____

Scooping Up Sounds

Directions: Cut and paste the scoop onto the correct cone.

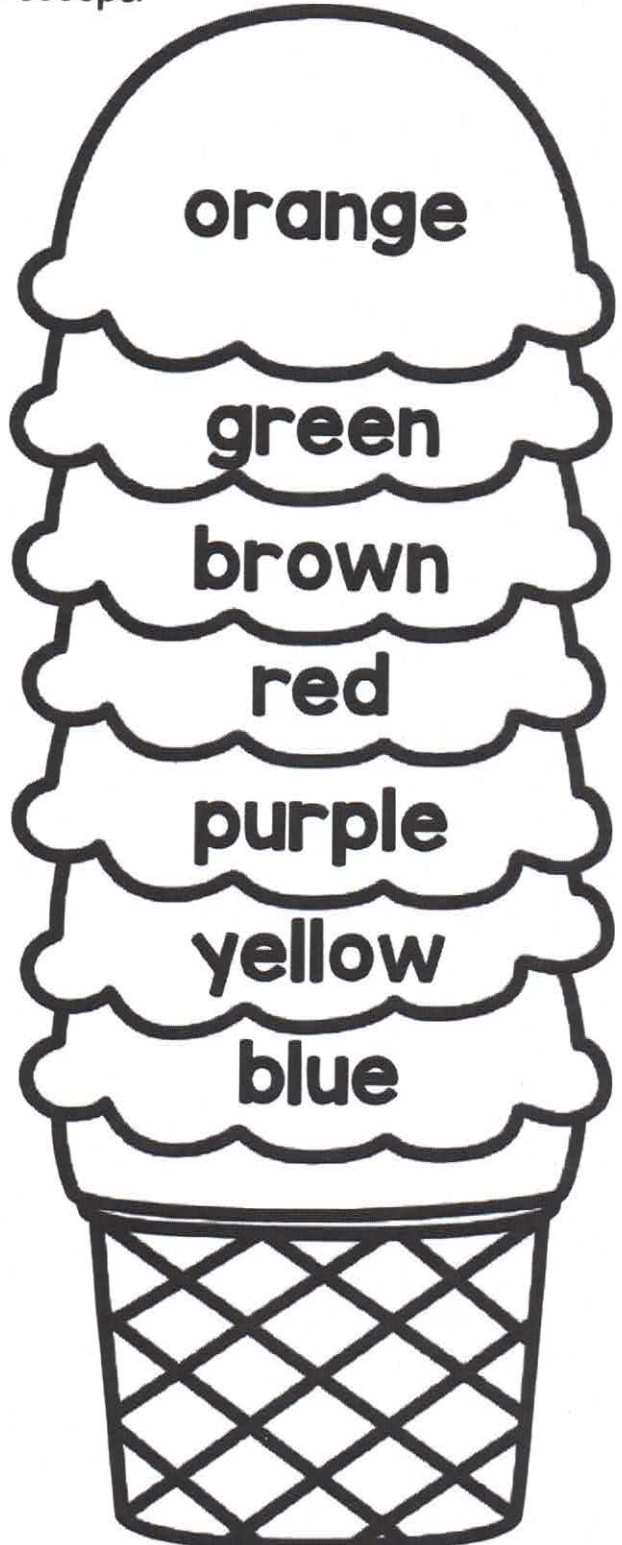
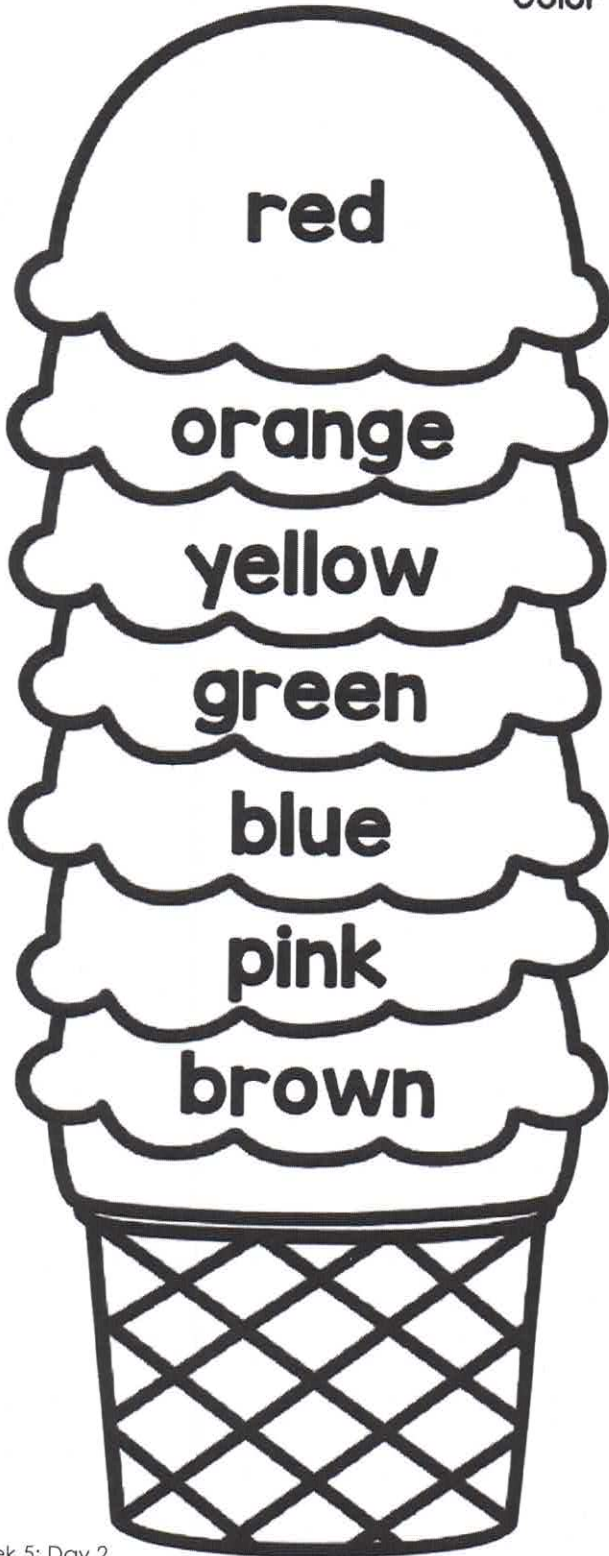


Name: _____

Colorful Ice Cream Scoops

Directions: Read the color words on the ice cream scoops.




Color the scoops.



Name: _____

Scooping Up Sounds

Directions: Cut and paste the scoop onto the correct cone.




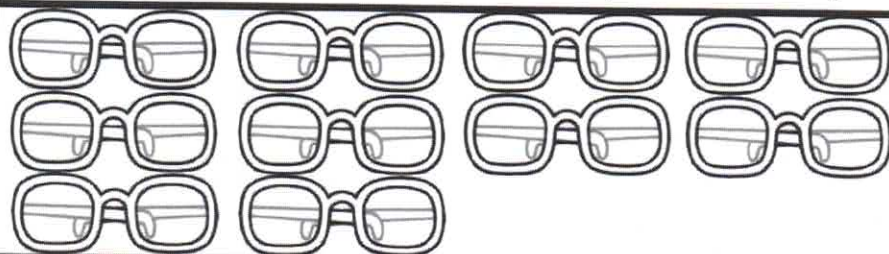



Name: _____

Counting Sets up to 10

Directions: Count the sets.

Cut and paste the number to match. Color the pictures.



Cut and
paste

3

6

10

4

7

5

Name: _____

Fruits and Vegetables

Directions: Cut and paste the pictures to the correct boxes. Color the pictures.





Fruits



Vegetables

Week 5: Day 3








©Annie MofFatt@ The MofFatt Girls 2016

Name: _____

Letter Match

Directions: Cut and paste the lowercase letter that matches the uppercase letter.



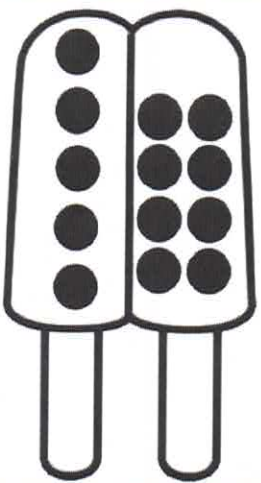






Color the butterflies.



Name: _____

Number Sense 1-10 Count and Compare



Directions: Color the side of the popsicle that has more dots.



Name: _____

Scooping Up Sounds







Directions: Cut and paste the scoop onto the correct cone.



Name: _____

Color by Number

Directions: Use the color code to color the picture.





1 = 	2 = 	3 = 
4 = 	5 = 	6 = 



Name: _____

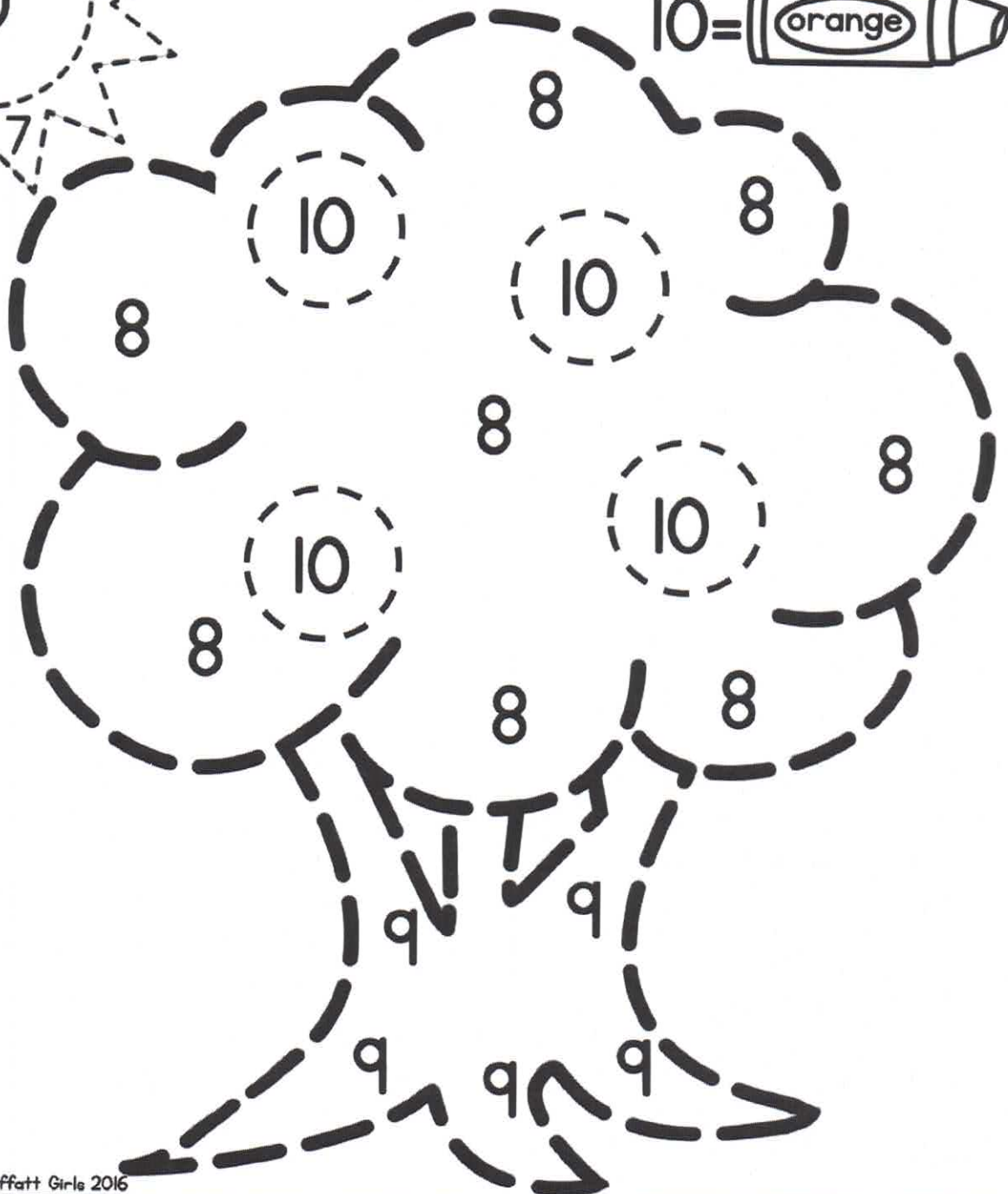
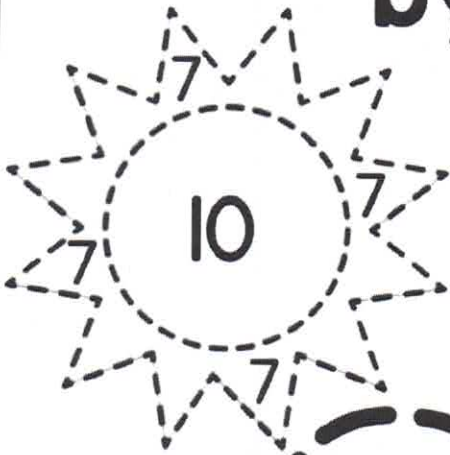
Scooping Up Sounds

Directions: Cut and paste the scoop onto the correct cone.



Name: _____

Trace and Color by Number



Name: _____

Behind or In Front?



Directions: Cut and paste the pictures to the correct boxes. Color the pictures.



The boy is behind the gate.





The dog is in front of the gate.



Name: _____

Letter Match

Directions: Cut and paste the lowercase letter that matches the uppercase letter.
Color the butterflies. Draw the other half of the butterfly.



Name: _____

1 2 3 4 5 6 7 8 9 10

Number Sense 1-10

Directions: Look at the numbers on each spinner.

Use the color code to color the biggest and smallest set in each set.



orange

Biggest Number



yellow



Smallest Number



Name: _____

Numbers: Candles on a Cake

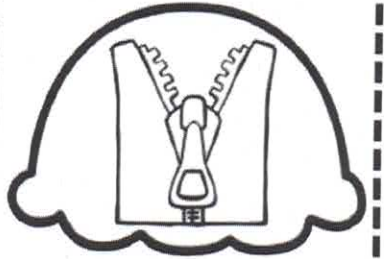



Directions: Draw the correct number of candles on each cake.



Name: _____

Scooping Up Sounds


Directions: Cut and paste the scoop onto the correct cone.



Name: _____

Beginning Sounds Set I


Directions: Say the name of each picture. Dot/color the beginning sound.




b d




t h




n m




j t



r g



w l



d c



k h



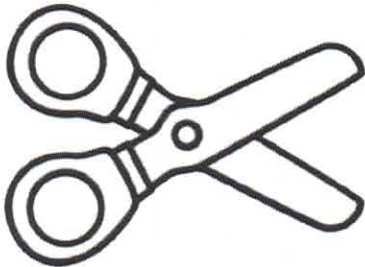
y g

Name: _____

Sequencing: How to Dive

Directions: Cut and paste the pictures to show the order.

1. Cut



2. Paste



3. Color



1

2

3

Week 6: Day 3


©Annie Moffatt@ The Moffatt Girls 2016



Name: _____

Beginning Sounds Set 2

Directions: Say the name of each picture. Dot/color the beginning sound.



b


m

j

n

k

e



s



i

a

w

f

h



t

u

o

i







z


d

Name: _____

Color by Number

Directions: Use the color code to color the picture.

5 = 	6 = 	7 = 
8 = 	9 = 	10 = 

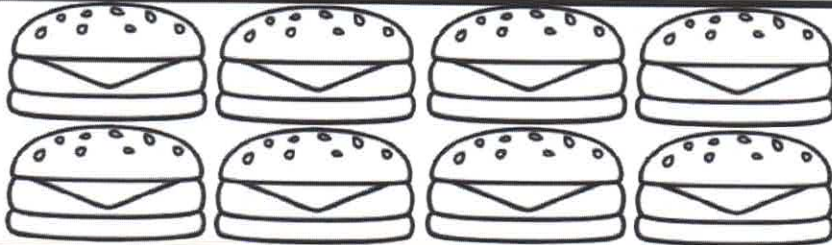


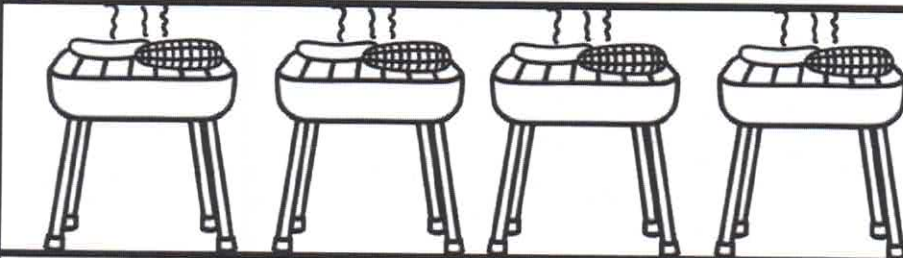



Name: _____

Counting Sets up to 10

Directions: Count the sets.

Cut and paste the number to match. Color the pictures.



Cut and
paste

9

8

4

6

10

5

Name: _____

Beginning Sounds Set 3

Directions: Say the name of each picture. Dot/color the beginning sound.



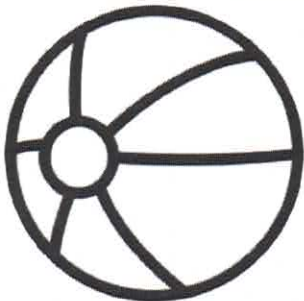
d k




g b



c f




v b




a j



l c



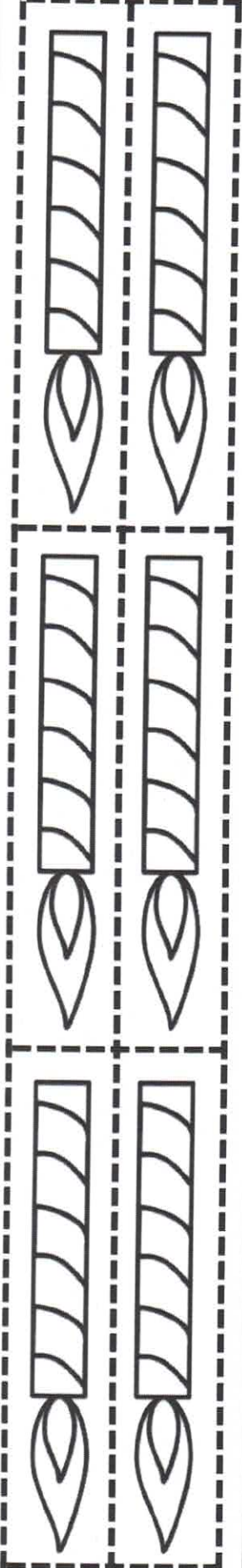

p u



b h



l m



Directions: Cut and paste the correct number of candles on the cake.

How Old are You?

Numbers:

Name: _____

upper case letter tiles

A	B	C	D	E	F
G	H	I	J	K	L
M	N	O	P	Q	R
S	T	U	V	W	X
Y	Z				

lower case letter tiles

a

b

c

d

e

f

g

h

i

j

k

l

m

n

o

p

q

r

s

t

u

v

w

x

y

z